

# BAYLEY ROAD

By Michael Camilleri Updated by Cliff Ellery

Jan/2009

Following rumours of rock somewhere down Bayley Road, Bryce and Dave drove down to have a look, and were amazed at the huge, crack-lined buttress just metres from the road. The largest crack, *Swallow*, was the first route to be done, along with some more routes on the stunning aretes of *River Wall*, just 100 m down the farm track.

Bayleys is probably the most cosmopolitan of the crags in this guide, as more than a dozen climbers have done new routes here.

High quality aretes and corners are the most outstanding features of Bayleys, which gives a great variety of distinctive arete, face, and corner climbing. For the trad climber, there are half a dozen good crack climbs (unusual for Wharepapa ignimbrite) *Still Crazy* and *Jubilation Crack* being outstanding examples.

Excellent bouldering is found in the paddock at the back of *Monday Wall*, and in the boulder field next to the road, possibly the best at Wharepapa.

## Location and Access

From Wharepapa, drive down Seafund Road past Smith and Sheridan, at the T intersection, turn left down Bayley road. Follow this for about 5 km past Loop road and down the hill. At the base of the hill is a large rock buttress with a crack up one side This is the Bayleys' "RaodSide". Park in the layby just past this point .

Land Owners Name: John Locke.

Phone Number: (07) 872 2542

Access: Sign book before going onto property. (Don't ask at House)  
Crag will be closed to climbing during lambing, July 15th to August 20th.

Parking: Park in the layby just down from the crag.

Note. If you wish to climb on the rocks on the other side of the river then you will need to get permission from the Elliott's. Their house is on the other side of the bridge.

## Disclaimer

The author, publisher, and landowners take no responsibility for damages, injury, disability, or death resulting from the use of this guide. This guide does not guarantee any of the fixed gear, including bolts, peg, or belays mentioned in this guide. All fixed gear is to be used at the climbers own risk. Ownership of the guide does not grant you entry onto the property or crag. No responsibility is accepted for the accuracy of the information in this guide. Climb at your own risk. This property is a commercial farm and as such has hazards associated with such a property. Access is at own risk



*For the best rock climbing experience in New Zealand*

- \* **New Zealand's Best Gear Shop**
- \* **Cafe** , **Accommodation**
- \* **Instruction** **Gear Clinics**
- \* **Workshops** **Guiding Service**
- \* **Hire Gear (Ropes)** **Crag Information**
- \* **Run by Climbers for Climbers**

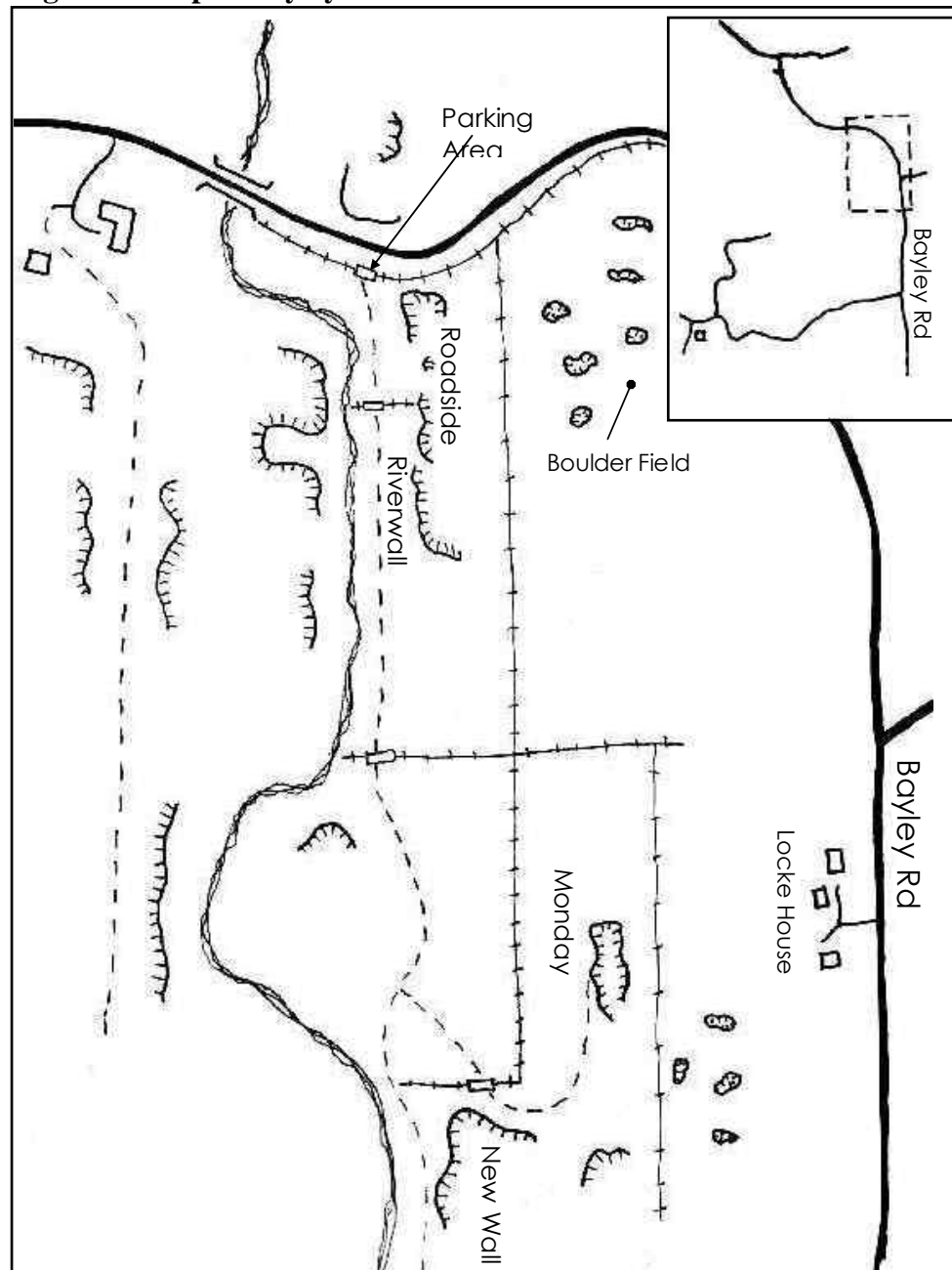
for more information visit [www.rockclimb.co.nz](http://www.rockclimb.co.nz) . Email [bryce@rockclimb.co.nz](mailto:bryce@rockclimb.co.nz)  
Telephone / Fax (07) 872 2533  
1424 Owairaka Valley Road

Wharepapa South  
RD 7 Te Awamutu  
New Zealand

**freeclimb.co.nz**

[www.freeclimb.co.nz](http://www.freeclimb.co.nz)  
Number One, for up to date  
Rock Climbing Information

Figure 1: Map of Bayleys.



## Roadside

The obvious full-height crack/chimney on the far RH face of the buttress is *Gulp*. Route described from left to right.

### Broken Promise (20) 8m

Nice moves up a well pocked, short, overhanging arete. 2 bolts and DBC belay.  
*Bryce Martin, Dave Garrity 20-9-92*

### Gobble (17) 15m

Make the hard start to gain a sling placement, then continue with wires to the top, finishing with a couple of large friend placements. Share the DBC belay with *Swallow*.  
*Dave Garrity, Bryce Martin 21-11-92*

### \* Swallow (17) 15m

This crack starts so wide Dave had to place a bolt at the start. Higher up it narrows down from #4 to #2 friend size. The crux is where the crack nearly closes off at 2/3 height. Take a small friend or large wire for this. DBC belay on the top of the pillar.  
*Dave Garrity, Bryce Martin, Cliff Ellery 8-8-92*

### Post Funeral Blues (21) 20m

The Arete between "*Swallow*" & "*Gulp*". Shares the DBC belay of *Swallow*  
*Ray Hollingsworth, Jeremy Campbell 03-01*  
3m rights a corner:

### \* \* Gulp (18) 20m

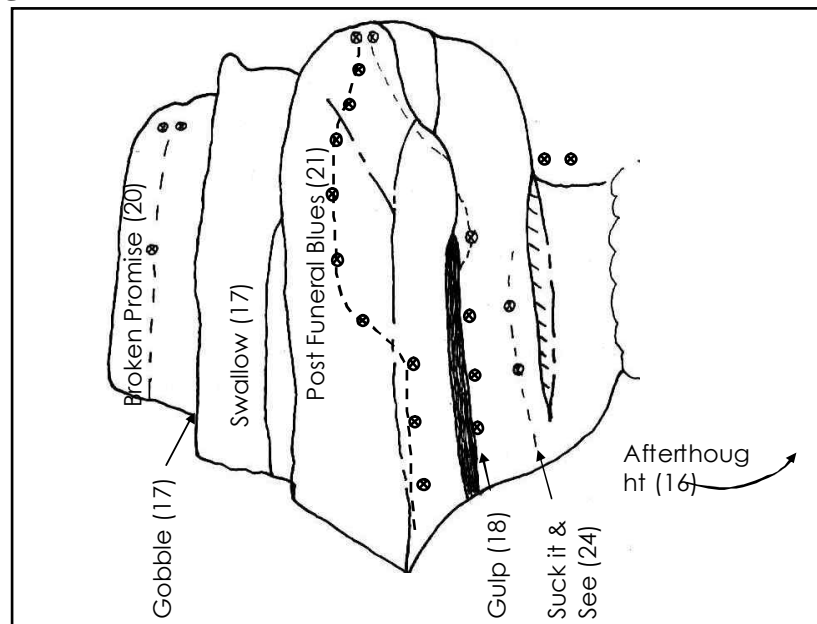
The obvious chimneys line. The original line climbed deep inside the chimney, however now the route has been equipped with bolts it is best to climb the chimney right on the outer lip. Exit the chimney at the fourth bolt (crux), swing onto the face and climb the crack and bulge above. Shares the DBC belay of *Swallow*.  
*Dave Garrity, Bryce Martin 20-9-92*

### Suck it & See (24) 12m

The face and crack 3m right of *Gulp*. Complete with 2 bolts and a DBC on a big ledge. Take wire for the top crack.  
From the farm gate at the road a hand-crack is visible up the hill about 50m right of *Gulp*:

### Afterthought (16) 8m

A perfect hand crack, in the middle of a wall, Just go and climb it! Belay off numerous small bushes. Walk off.  
*Dave Garrity, Bryce Martin 20-9-92*

**Figure 2: Roadside.**

### Roadside Extension Left

All four climbs are at the far left end of Roadside crag, 20m left of broken promise, described from left to right.

#### **Bolting for Angi (15) 9m**

An abundance of large holds until the anchors. 3 bolts and 2 ring hangers belay  
*Maika Hemera and Jake Candy 14-11-08*

#### **Time and Money (16) 8m**


Follow the scoop finishing top right. 2 bolts and 2 ring hangers belay  
*Jake Candy and Maika Hemera 14-11-08*

#### **Not another Trip into T. A (16) 8m**

Follow the arête finishing at the same anchors as for *Time and Money*. 2 Bolts and 2 ring hangers belay.  
*Jake Candy and Maika Hemera 14-11-08*

#### **Unknown Route (20) 8m**

Climb the face finishing on good holds at the top. 2 bolts and DBC belay.  
*Unknown*

**Figure 1: Roadside extension left**

## River Wall LH End

The farm gate 50m past Roadside is the jumping off point for most of Bayley's Road. Park without obstructing the gate and walk on in along the farm track. Riverwall is about 100 m down river from the car park. From left to right the routes are:

### \* Edgehog (22) 12m

The first impressive sharp arete on the upper tier. 5 bolts with hangers and a DBC belay.  
*Pete Swanson, Bryce Martin 30-12-93*

2m right of the fence post is an unknown route:

### Unknown route (18) 15m

Climb the face past 2 bolts to a DBC belay.

### Born to Fly (21) 12m

As Tony so articulately put it "Easy Climbing leads to ballsy finish , How's your air pants. 5 bolts & DBC belay.

*Tony Sargent 30-11-2002*

On the next buttress is:

### Azure Pe' (15) 15m

This line survived more than 2 months after bolting before being led. DBC belay a few meters back from the top. [Pro 4 bolts]

*Calvin Mora, Pete Swanson 17-7-93*

### Raw Bacon & Scotch (17) 12m

The second pitch of *Azure Pe'*. Four bolts & DBC belay.

*Jessie Mc Keever 1-12-02*

### Prodigal Surfer (18) 15m

A really obvious buttress 8m right of *Azure Pe'*, finishing on a knob. The crux is at the top. DBC Belay [Pro 8 bolts]

*Andrew Sussex, Harvey Duncan 3-4-93*

### Get Your Hands Off it Coates (18)

The second pitch of Prodigal Surfer.

*Tony Sargent*

### Broom Broom Mentality (18) 10m

Start up the middle of the face, then cross over to the buttress on the left. 3 naked bolts and DBC belay.

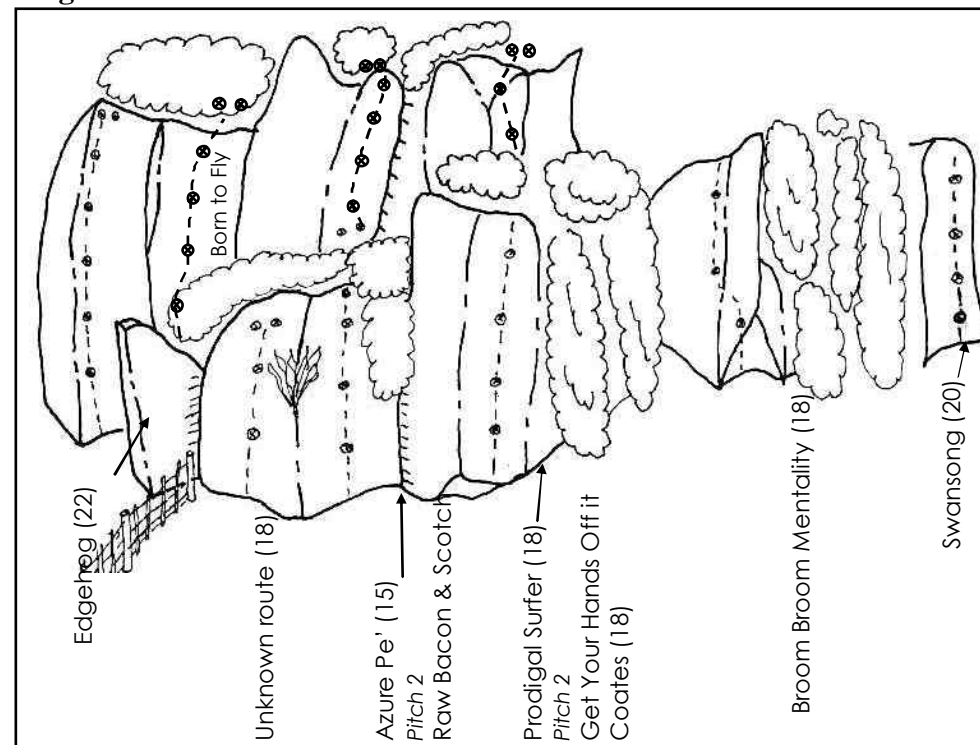
*Bryce Martin, Pete Manning 30-12-93*

### \* Swansong (20) 10m

Petes' last route before disappearing overseas. 4 bolts with hangers. DBC Belay.

*Bryce Martin, Pete Swanson 30-12-93*

Figure 3: River Wall LH End.



## River Wall RH End

30-40m to down river is the Right hand end of *River Wall*. The first crack and shallow corner is:

### Won't Be Long (17) 12m

Climb the corner until the crack widens, then move onto the right wall. Follow a thin crack up and to the right to the belay ledge of 20/20. [Pro: 4 bolts]

*Bryce Martin, Dave Garrity 27-2-93*

5m right is:

### \*\* 20/20 (20) 15m

Starts up a short, steep, overhanging wall. Climb past the bolts to join a crack, and finish on a ledge complete with DBC belay. [Pro: 6 bolts]

*Bryce Martin, Cliff Ellery 8-8-92*

### \*\* Recipe Man and the Industrial Opera (23) 20m

Immediately right of 20/20. A hard start followed by 6 bolts leads up to a DBC near the top. *Lydia Bradley Mar-93*

### \*\* Finger Lick'in Good (24) 20m

The very impressive over hanging corner. Hard climbing and a bold lead all on natural gear. The gear was pre placed on the first ascent.

*Scott Mooney, John Jan-99*

### Blind as Bats (17) 10m

Climb straight up on good holds past 3 naked bolts to a TBC belay. Like 20/20 the name has nothing to do with vision!

*Bryce Martin, Cliff Ellery, Dave Garrity 8-8-92*

20m right is a sharp arete. On the face left of this is:

### Rabid Stuffed Toys In Lycra (20) 15m

With a name like that it deserves to be a classic. 5 bolts.

*Simon Carr Oct-93*

### Attack of the Killer Oven Gloves (16) 12m

Personally I preferred Simons original name: *Sex Slaves from Outer Space*. 2 bolts. Move right at the top to the DBC belay of *Sharp Arete*.

*Simon Carr Oct-93*

### Sharp Arete (19) 12m

Climb the sharp arete past 2 naked bolts to a DBC belay.

*Bryce Martin, Dave Garrity 20-9-92*

### Stuffed Toys with Attitude (21) 12m

Overhanging wall with 3 bolts. Finish at the DBC belay of *Sharp Arete*.

*Simon Carr Apr-94*

A short walk to the last outcrop on River Wall. Look for a two-tiered, square buttress.

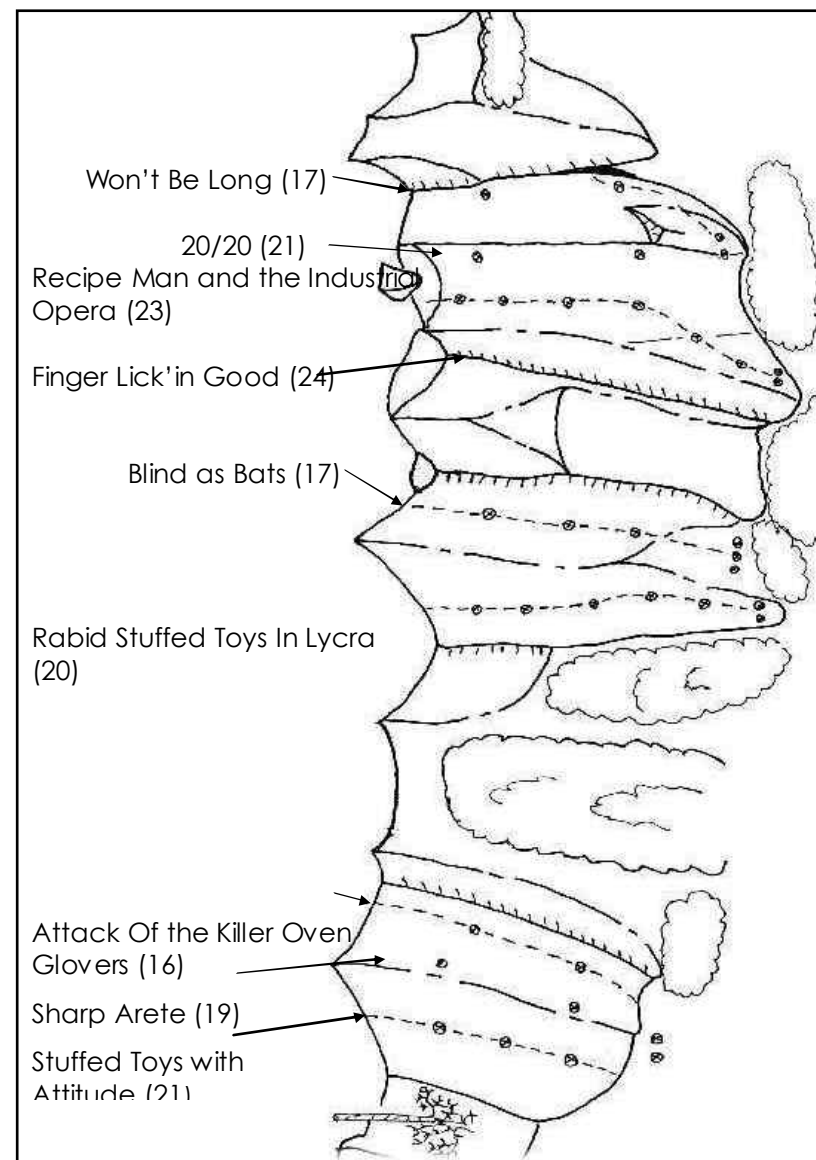
### Cocoa Kid and the Black and Decker Wimp (16)

Climb the face in the middle of the buttress. 3 naked bolts and a DBC belay.

*Andrew Sussex, Craig Stewart Jan-95*

[www.freeclimb.co.nz](http://www.freeclimb.co.nz) Number One, for up to date Rocking Climbing Information.

Figure 4: River Wall RH End.



From the DBC belay of the previous route, can be climbed as a second pitch:

### Totally Tuff (20) 10m

Climb the overhanging face. First bolt naked, the next two with hangers. Belay from a single naked bolt on the top of the column, and another on a block above. Walk off.


*Andrew Sussex, Anne Hewlett-Sussex, Craig Stewart Jan-95*

**Kathmandu Kid (17) 10m**

Originally called *Petite Miam*, but renamed after Andrew forgot what he called it. Climb the arete. 3 naked bolts. Belay as for *Totally Tuff*.  
*Andrew Sussex, Craig Stewart Jan-95*

**Bivouac Boy (15) 10m**

Climb the face past 2 bolts. Belay as for *Totally Tuff*.  
*Craig Stewart, Andrew Sussex Jan-95*

**Photo 1: Marcus Bai on Gulp (18)****Monday Wall**

So named when both Bryce and Michael threw sickies after a wet weekend. Perfect weather, a new wall with five new climbs on it, and the fact that Cliff was stuck at work after driving around all weekend in search of dry rock, left an indelible memory. From *River Wall* follow the farm track along the river to a set of double gates. *Monday Wall* is about 200m away on the left on the other side of a swamp. *Monday Wall* is the East facing wall you walk up to. Routes are described from right to left:

**Easy Tiger (13) 5m**

Bridge across the corner. Good beginner climb.  
*Lee- anne Parore 7/03/04*

**Gumboot Arete (15) 4m**

A short climb with a long history. At least four previous attempts ended in dismal failure: lack of commitment and gumboots being critical factors. DBC belay & 2 bolts, so walk off.  
*Andrew Sussex [Solo] 1-2-93*

**The Pressures On (15) 8m**

Nice bridging moves & pockets.  
*Woman Auckland Auckland, Lee- anne Parore 7/03/04*

**\* Gillians Arete (16) 8m**

Suprisingly delicate climbing is required here. 3 bolts and a DBC belay.  
*Michael Camilleri, Bryce Martin 25-10-92*

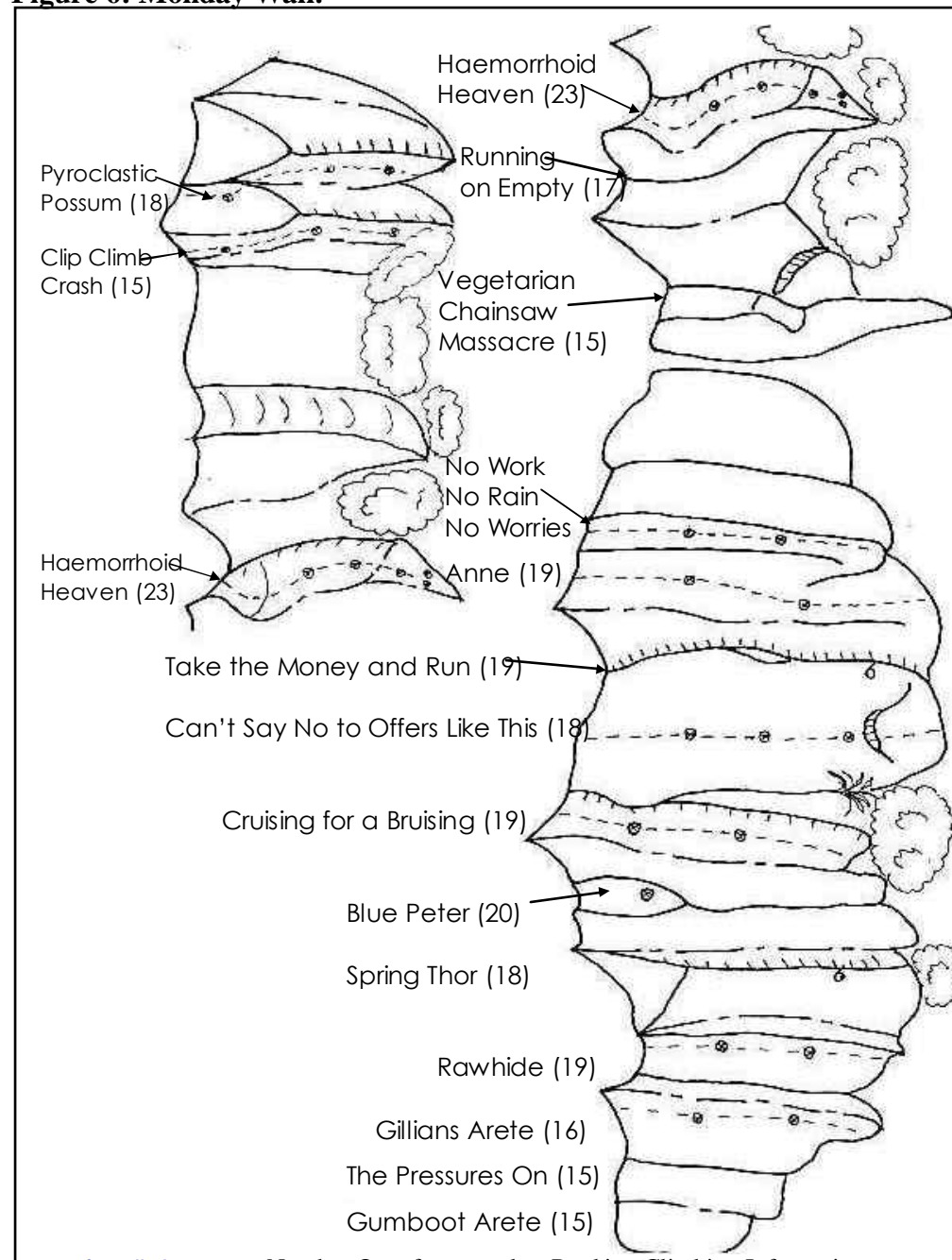
Some distance to the left is:

**Rawhide (19) 10m**

A narrow arete with parallel cracks immediately right of Spring Thor. Sports 2 naked bolts and a DBC belay.  
*Bryce Martin, Michael Camilleri 5-10-92*

**Spring Thor (18) 10m**

A deep right facing corner with a fixed peg near the top. To start scramble onto the ledge where you can place a 1.5 or 2 friend and a small wire. These had better be good as there is no more gear till the peg. Move left at the top to the belay of *Blue Peter*.  
*Bryce Martin, Michael Camilleri 5-10-92*

**Figure 6: Monday Wall.****Blue Peter (20) 12m**

A groove/crack up the middle of buttress. 4bolts . Gear can be arranged if crack if deemed necessary. DBC belay.

*Bryce Martin, Michael Camilleri 5-10-92*

**Cruising for a Bruising (19) 19m**

Climb the right wall of this left facing corner past 5 bolts. The crux is low down. Share the belay with Blue Peter 2m to the right.

*Bryce Martin, Michael Camilleri, Andrew Sussex 31-10-92*

**Can't Say No to Offers Like This (18) 12m**

Never shy about appropriating routes Bryce scored good moves on clean rock supported by 5 bolts and a DBC belay.

*Bryce Martin, Cliff Elleney 25-4-93*

**\* Take the Money and Run (19) 12m**

The main central feature of the cliff is a right facing corner 3m right of No Work, No Rain, No Worries. Has 1 naked bolt and a fixed peg near the top. There is a great placement for a large RP half way between the bolt and the peg. The crux is just above the bolt. Exit left to a DBC belay. Wear your red caps for this one.

*Bryce Martin, Michael Camilleri 25-10-92*

**Anne (19) 10m**

Shallow arete with 5 bolts. Shares the belay with TTMAR 3m to the right.

*Andrew Sussex, Bryce Martin, Michael Camilleri 31-10-92*

**\*\* No Work, No Rain, No Worries (17) 10m**

This pleasant climb follows twin cracks, each with miniature corners. 2 bolts. DBC belay.

*Bryce Martin, Michael Camilleri 5-10-92*

**\* Vegetarian Chainsaw Massacre (15) 15m**

A deep narrow groove 3m right of Running on Empty. All natural pro: mainly small to mid size friends and wires. Fine climbing and good protection makes for a classic climb. Belay off a large tree about 10m back from the top. Walk off.

*John Smith, Dan Hawthorn, Bryce Martin 25-10-92*

**Running on Empty (17) 10m**

Climb the face past 2 naked bolts. Topping out is the crux move. DBC belay.

*Bryce Martin, Michael Camilleri 5-10-92*

**Haemorrhoid Heaven (23) 10m**

This left facing wall is short but very strenuous. 3 naked bolts and TBC belay. The crux is between the bolts.

*Bryce Martin 25-10-92*

**\* Clip, Climb, Crash (15) 10m**

Start 15m left *Haemorrhoid Heaven* up a buttress to a deep crack and corner. Finish right past 3 naked bolts to a DBC belay.

*Andrew Sussex, Rhys Lewis 30-1-93*

**Pyroclastic Possum (18) 10m**

Climb the arete 1m left of *Clip, Climb, Crash*. 4 naked bolts. Shares the same belay.

*Andrew Sussex, Anne Hewlett 1-2-93*

## On the Back

On the back side of Mondays Wall. Route described from right to left.

### \* **Nose Route (23) 10m**

The large buttress with a roof 1.5m above the ground. *Nose Route* starts directly up the prow. Lock off on two large pockets, dyno and then it's all over one way or another. 2 bolts over easy ground lead up to huge finishing jugs and a DBC belay.

*Bryce Martin 15-12-92*

### \* **One Bolt Wonder (15) 10m**

20m left of the Nose Route is this delightfully fun and easy face climb. One naked bolt is all you need, and the DBC belay is well placed for top roping.

*Bryce Martin, Michael Camilleri, John Waldmann 15-12-92*

10m left

### **Winter Solstice (14) 8m**

Climb the arete to the DBC belay of *Left Wing Politics*.

*21/06/02*

### **Left Wing Politics (15) 8m**

Immediately left of *Winter Solstice*. Technical traversing climbing, with a delicate step across to the flake. 5 Bolts & DBC belay.

*Lee-Anne Parore. Apr/04*

### **Sticky Sticks (13) 8m**

3 metres left of *Left Wing Politics*. Climb the obvious arete, crux at bottom. 3 bolts & DBC belay.

*Lee-Anne Parore, A.Deneh, S.Wright. Apr/04*

### **Cleos Revenge (10) 5m**

Easy climbing up the back of the *Spring Thor* buttress. 2 bolts & DBC belay.

*Lee-Anne Parore, March/04*

## New Wall RHS

A short way down river is the *New Wall*, which features some remarkable crack, corner, and arete systems. The lines are so sharp they could have been cut with a knife.

The most obvious feature on the *New Wall RHS* is *Still Crazy*, a hand crack at the LH end that goes the whole height of the cliff. A narrow cut track goes directly up to this crack from which you access both the LHS and RHS of *New Wall*. A track or clear area goes all the way along the base of the cliff To walk to the top of the wall go back to the farm track and go down river about 50m to another narrow track. This goes directly to the top of the cliff, which is quite open.

### \*\* **Still Crazy (15) 20m**

This perfect hand crack on perfect rock would not be out of place at Whanganui Bay. Near enough to 3 friend size from top to bottom, with no real crux. Take #2.5-#4 friends, and as many #3s as you can find. TBC belay at the ledge at the top. A real gem.

*Bryce Martin, Michael Camilleri 31-10-92*

15m right of Still Crazy is a pine tree. 3m further right is:

### **Don't Know (19) 15m**

The LHS of a wide shallow groove. Place some wires for the first few meters to gain the first of 3 naked bolts. Move right at the top to the middle of the headwall, DBC belay.

*Cliff Ellery, Bryce Martin 19-12-92*

### **Indecisive (21) 15m**

Bridge up the corner moving left at the top to clip the top bolt of *Don't Know* for a total of 4 naked bolts. In a word, awkward.

*Cliff Ellery, Bryce Martin 20-12-92*

### \* **Yellow Arete (18) 12m**

Look for a pine tree 12m right of *Still Crazy*. The arete is stained by a fine yellow lichen. Some of the best moves around. 3 naked bolts and a TBC belay.

*Bryce Martin, Cliff Ellery, Michael Camilleri 19-12-92*

### \*\* **Cliffs Climb (19) 15m**

You shouldn't have skipped this day trip, Cliff. This corner shares the DBC belay of *Beg To Differ* to the right. Uses some small wire placements between the 2 naked bolts. Move right on big holds after the fixed peg at the top to a DBC belay. Among the best routes on the wall.

*Bryce Martin, Michael Camilleri 15-12-92*

### **Beg to Differ (18) 15m**

Climb up past two bolts to a seam which takes a #3 and #3.5 friend. Run it out from here up and left to a DBC belay. Nice big holds make this climb easier than it appears from the ground.

*Cliff Ellery, Bryce Martin 28-11-92*

The next corner 3m right is:

### \*\* **Silver Service (17) 15m**

A really user-friendly climb that should see many ascents. 4 naked bolts and a TBC belay on the right wall.

*Bryce Martin, Cliff Ellery 28-11-92*

Another obvious corner 4m to the right is:

\* **Gourmet Delight (20) 15m**

The meal continues with a course of veges. Three naked bolts and a bolt with hanger complete the meal. There are plenty of pockets around the social climbing fern, so please leave it alone. Finish up a ramp to the belay of *Silver Service*.

*Bryce Martin, Cliff Ellery 20-12-92*

\*\* **Naturally (19) 15m**

Dust off your rack for this one. The first runner is a #4 friend in a long deep pocket on the right about 4m up. Continue with wires in the thin crack. DBC belay at the top on the right.

*Cliff Ellery, Bryce Martin 28-11-92*

A large tree fern is about 5m to the right. Go past this another 7m and down to a cabbage tree:

**Preservatives Added (20) 15m**

As the vicar said to the groom "Save your strength for the end". 5 naked bolts up to the DBC belay of *Naturally*.

*Bryce Martin, Cliff Ellery 25-4-93*

\*\* **Double Trouble (20) 15m**

Possibly the best climb on the wall ascends a very impressive sharp, clean arete. The crux is at the start, as Mike and Tim found much to Bryce's amusement. 5 naked bolts and a TBC belay.

*Bryce Martin, Michael Camilleri, Tim Goodwin 20-1-93*

**Yertle theTurtle (20) 12m**

A buttress/face climb sporting two naked bolts. Place a #3 friend in a pocket in between. Great finishing moves up to a DBC belay. Completes the Turtle Trilogy of *Turtle Power* at Froggatt and *Turtle on a Stick* at Bosch.

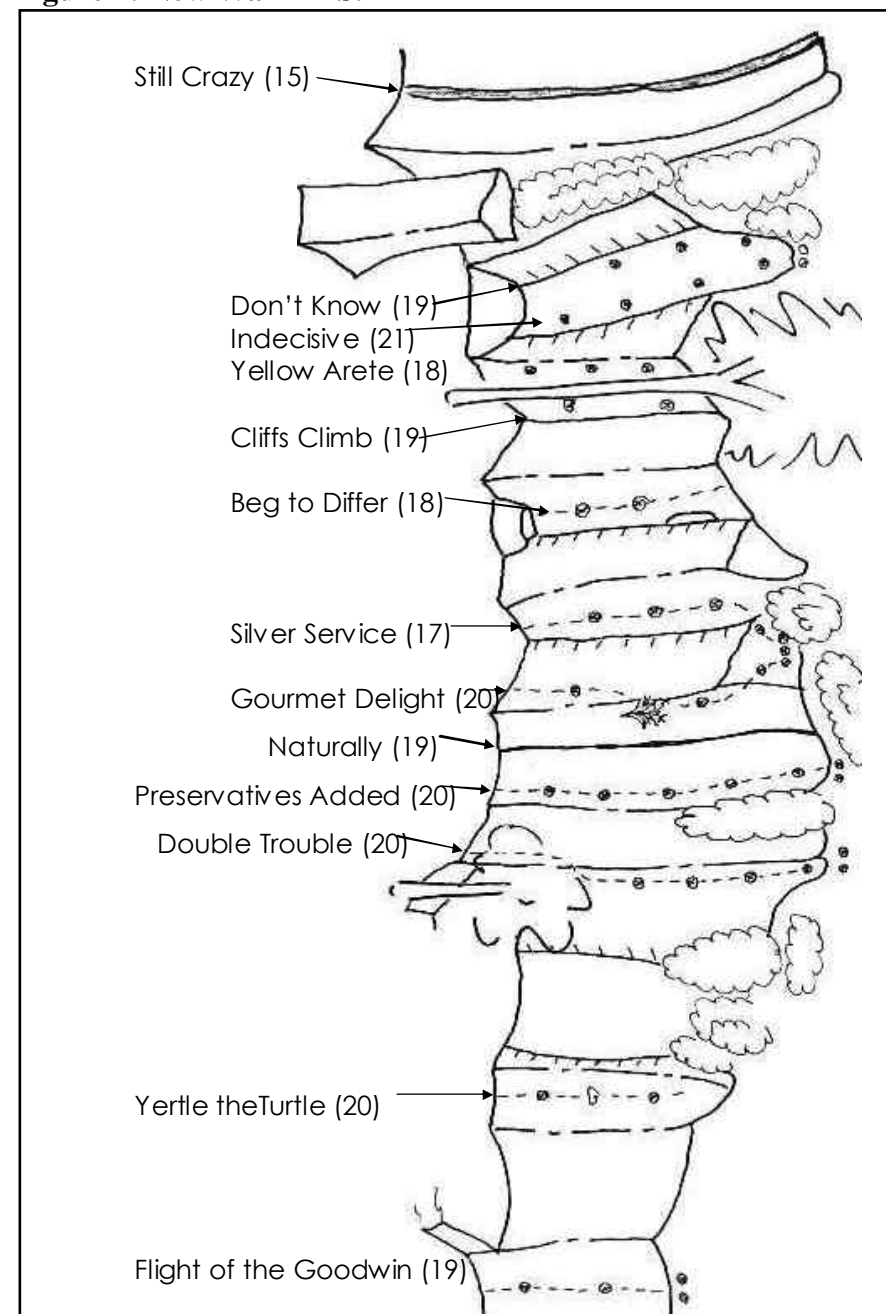
*Bryce Martin, Cliff Ellery 28-11-92*

**Flight of the Goodwin (19) 8m**

Tim Goodwin was grounded after this one. A huge fall ripped out the top bolt and a RP hanger off the remaining bolt, depositing Tim upside down in a blackberry bush.. We dragged him out by his ankles, stuffed him full of panadol, carried him to the car (losing his 10 year old rope in the process) and drove him back to Auckland, lying across the back seat and moaning. Then Bryce stole his route. Haven't seen Tim out climbing for a while. 2 naked bolts and a DBC belay.

*Bryce Martin 15-5-93*

**Figure 7: New Wall RHS.**



## New Wall LHS

Gain access by walking left from *Still Crazy* on the New Wall RHS.

### Redemption (17) 10m

The first finger crack you come across when coming around from *Still Crazy*. Jam up to a TBC belay. Not hard but somewhat awkward.

*Dave Garrity, Pete Manning, Bryce Martin 29-12-92*

### VA-VODE (18) 12m

Face climb 2m right of *Monkey Lust*. 4 naked bolts and a tree belay.

*Bryce Martin, Cliff Ellery 13-2-93*

### \*\* Monkey Lust (21) 12m

The overhanging wall with 3 bolts. Move left towards the top. Great climb. Walk back about 5m to belay off a pine tree 3m left of *Redemption*.

*Bryce Martin 29-12-92*

### Hydroslide (17) 15m

This thin crack and right facing yellow corner is about 30m left of *Still Crazy*. Climb the crack and exit left at the very top onto a steep ramp. Best done when dry. TBC belay.

*Bryce Martin, Michael Camilleri, Dave Garrity 21-11-92*

### Rolling Thunder (21) 15m

A diagonal right leaning crack 5m left of *Hydroslide*, steepens towards the top. Belay off trees about 5m from the edge.

*Bryce Martin, Michael Camilleri 21-11-92*

### Consolation Crack (15) 12m

Starts about 4m right of *Jubilation Crack*. A laid back, easy jam crack with the crux at the start. Belay from some trees back from the top. Don't forget your #4 friends.

*Dave Garrity, Bryce Martin 20-12-92*

### \* Big, My Favourite Size (24) 15m

A face climb on the left of an impressive arete, 2m right of *Jubilation Crack*. 5 bolts in total, one naked. The crux is between bolts 4 and 5. DBC belay.

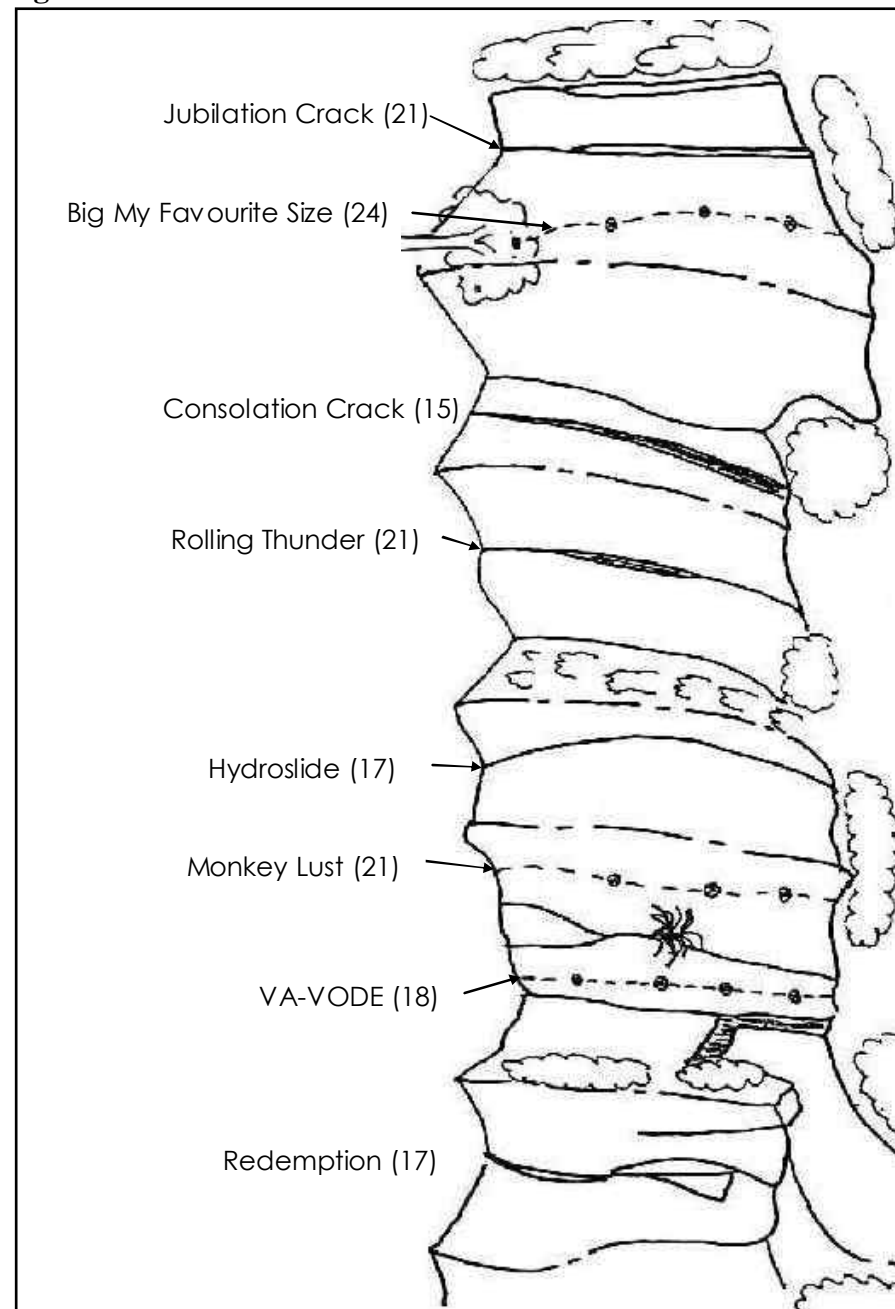
*Ton Snelder 31-1-93*

### \*\*\* Jubilation Crack (21) 15m

"About the best crack climb I've done outside the Bay" - Bryce Martin. Takes the widening thin crack in the shallow corner immediately right of the Rata. The crux is the start and the first few bridging moves. Beautiful finishing jugs only enhance an already classic crack. Belay from a tree.

*Dave Garrity, Bryce Martin 29-12-92*

Figure 8: New Wall RHS.



## Te Ika A Maui

Named for the prominent pinnacle of rock with flakes shaped like the North Island. The Kiwi answer to the *North America Wall* at Yosemite I suppose. It is across the river from *New Wall*. If you are lucky you can ford the river, otherwise get access from the road (see map).

*Upstream from the pinnacle is a separate smallish crag with 2 easy bolted routes.*

### Left Rib (14) 9m

Climb the LH buttress. 2 bolts and a DBC belay.

*Calvin Mora, Pete Swanson, Pete Manning Aug-93*

### Right Rib (16) 9m

Climb the RH wall. 2 bolts and a DBC belay.

*Calvin Mora, Pete Swanson, Pete Manning Aug-93*

Half way along the main wall is a short corner with a small cabbage tree on top: On the main pinnacle from left to right are:

### Dogus Knobus (19) 15m

30m left of Helen. 5 naked bolts. DBC belay.

*Pete Swanson, Bryce Martin 28-12-93*

### Helen (22) 16m

Left of *Svine Werst* up a steep corner. Climb the right wall past a large pockets (#3.5 friend placement), then follow 3 bolts to the top. The crux is below the second bolt.

*Pete Swanson 93*

### Svine Werst (16/17) 45m

Hopefully not a commentary on the quality of the climb. Pitch 1: Scramble to the base of a corner and belay on a bracken covered ledge. Pitch 2: Climb an easy wall past 2 bolts. Bold moves to finish.

*Pete Swanson, Calvin Mora 93*

### Le Pommeaux du Chieu (20) 45

Pitch 1: Start up the open book corner -2 bolts to a large ledge and belay on nuts and friends. Pitch 2: Climb the corner crack to a ledge. Lauch left up onto a wall past 1 bolt. Place a #1.5 friend in a horizontal crack before the second bolt. Top out on the pinnacle.

The DBC belay is in a pretty wild spot!

*Pete Swanson, Calvin Mora 14-8-93*

Some distance downstream and up the slope is a prominent knob of rock. Can't miss it really:

### R18 (18) 5m

The singularly unique rock across the river from the New Wall. Cliff got stick for months over this one, especially since he nearly creamed himself after falling off near the top. Freud would have had a field day. One naked (what else!) bolt. No belay, so walk off the back.

*Cliff Ellery, Bryce Martin 25-4-93*

## Bayleys Index of Climbs by Grade

Star	NAME	Pg
	<b>GRADE 10</b>	
	Cleos Revenge	8
	<b>GRADE 13</b>	
	Easy Tiger	6
	Sticky Sticks	8
	<b>GRADE 10</b>	
	Winter Solstice	8
	Left Rib	11
	<b>GRADE 15</b>	
	Bolting for Angi	3
	Azure Pe'	4
	Bivouac Boy	6
	Gumboot Arete	6
	The Pressures On	6
*	Vegetarian Chainsaw Massacre	7
*	Clip Climb Crash	7
*	One Bolt Wonder	8
	Left Wing Politics	8
**	Still Crazy	8
	Consolation Crack	10
	<b>GRADE 16</b>	
	Afterthought	2
	Time and Money	3
	Not another Trip into T. A	3
	Attack of the Killer Oven Gloves	5
	Cocoa Kid and the Black and Decker Wimp	5
*	Gillians Arete	6
	Right Rib	11
	<b>GRADE 17</b>	
	Gobble	2
*	Swallow	2
	Raw Bacon & Scotch	4
	Won't Be Long	5
	Blind as Bats	5
	Kathmandu Kid	6
**	No Work No Rain No Worries	7

	Running on Empty	7
**	Silver Service	8
	Redemption	10
	Hydroslide	10
	Svine Werst	11
	<b>GRADE 18</b>	
* *	Gulp	2
	Unknown route	4
	Prodigal Surfer	4
	Get Your Hands Off it Coates	4
	Broom Broom Mentality	4
	Spring Thor	6
	Can't Say No to Offers Like This	7
	Pyroclastic Possum	7
*	Yellow Arete	8
	Beg to Differ	8
	VA-VODE	10
	R18	11
	<b>GRADE 19</b>	
	Sharp Arete	5
	Rawhide	6
	Cruising for a Bruising	7
*	Take the Money and Run	7
	Anne	7
	Don't Know	8
**	Cliffs Climb	8
**	Naturally	9
	Flight of the Goodwin	9
	Dogus Knobus	11
	<b>GRADE 20</b>	
	Broken Promise	2
	Unknown Route	3
*	Swansong	4
**	20/20	5
	Rabid Stuffed Toys In Lycra	5
	Totally Tuff	5
	Blue Peter	7
*	Gourmet Delight	9
	Preservatives Added	9
**	Double Trouble	9
	Yertle the Turtle	9
	Le Pommeaux du Chieu	11
	<b>GRADE 21</b>	

	Post Funeral Blues	2
	Born to Fly	4
	Stuffed Toys with Attitude	5
	Indecisive	8
**	Monkey Lust	10
	Rolling Thunder	10
***	Jubilation Crack	10
*	Edgehog	4
	Helen	11
	<b>GRADE 23</b>	
**	Recipe Man and the Industrial Opera	5
	Haemorrhoid Heaven	7
*	Nose Route	8
	<b>GRADE 24</b>	
	Suck it & See	2
**	Finger Lick'in Good	5
*	Big My Favourite Size	10

This free guide book was made possible by the team at;

