

SHERIDAN HILLS

By Michael Camilleri

Ross McGarva and John Jamieson were the first climbers to visit Sheridan Hills in March of 1991. Bryce Martin tagged along on their second trip when they did their first climb, *Hotter Than a Very Hot Thing*, adding one of his own, *Hannah Louise*, on the same day.

Bryce returned with Dave Garrity and they climbed "Arms Control" and "Canard" on their first visit, then with regular visits through the winter added a further 36 routes.

Come spring and the light-weights came out to play: first Craig Miller for a brief stint before emigrating to Canada, and then a team of newbie apprentices: Cliff Ellery, Dean Maxwell, and Michael Camilleri.

Location and Access

Arnold Baker is happy to let climbers on his land and only asks that you check at Bryce's café before hand, should there be any temporary restrictions. If you are an instruction group or are in a party larger than 6 please call and ask permission from Arnold before climbing.

Land Owner: Arnold Baker

Phone Number: (07) 872 2747

Access: Access may be denied or restricted during lambing, September through to August.

Parking: Park off to the side of the road opposite the crag taking care not to block any gates.

Disclaimer

The author, publisher, and landowners take no responsibility for damages, injury, disability, or death resulting from the use of this guide. This guide does not guarantee any of the fixed gear, including bolts, peg, or belays mentioned in this guide. All fixed gear is to be used at the climbers own risk. Ownership of the guide does not grant you entry onto the property or crag. No responsibility is accepted for the accuracy of the information in this guide. Climb at your own risk. This property is a commercial farm and as such has hazards associated with such a property. Access is at own risk



*For the best rock climbing
experience in New Zealand*

- * **New Zealand's Best Gear Shop**
- * **Cafe** , **Accommodation**
- * **Instruction** **Gear Clinics**
- * **Workshops** **Guiding Service**
- * **Hire Gear (Ropes)** **Crag Information**
- * **Run by Climbers for Climbers**

for more information visit www.rockclimb.co.nz . Email bryce@rockclimb.co.nz

Telephone / Fax (07) 872 2533

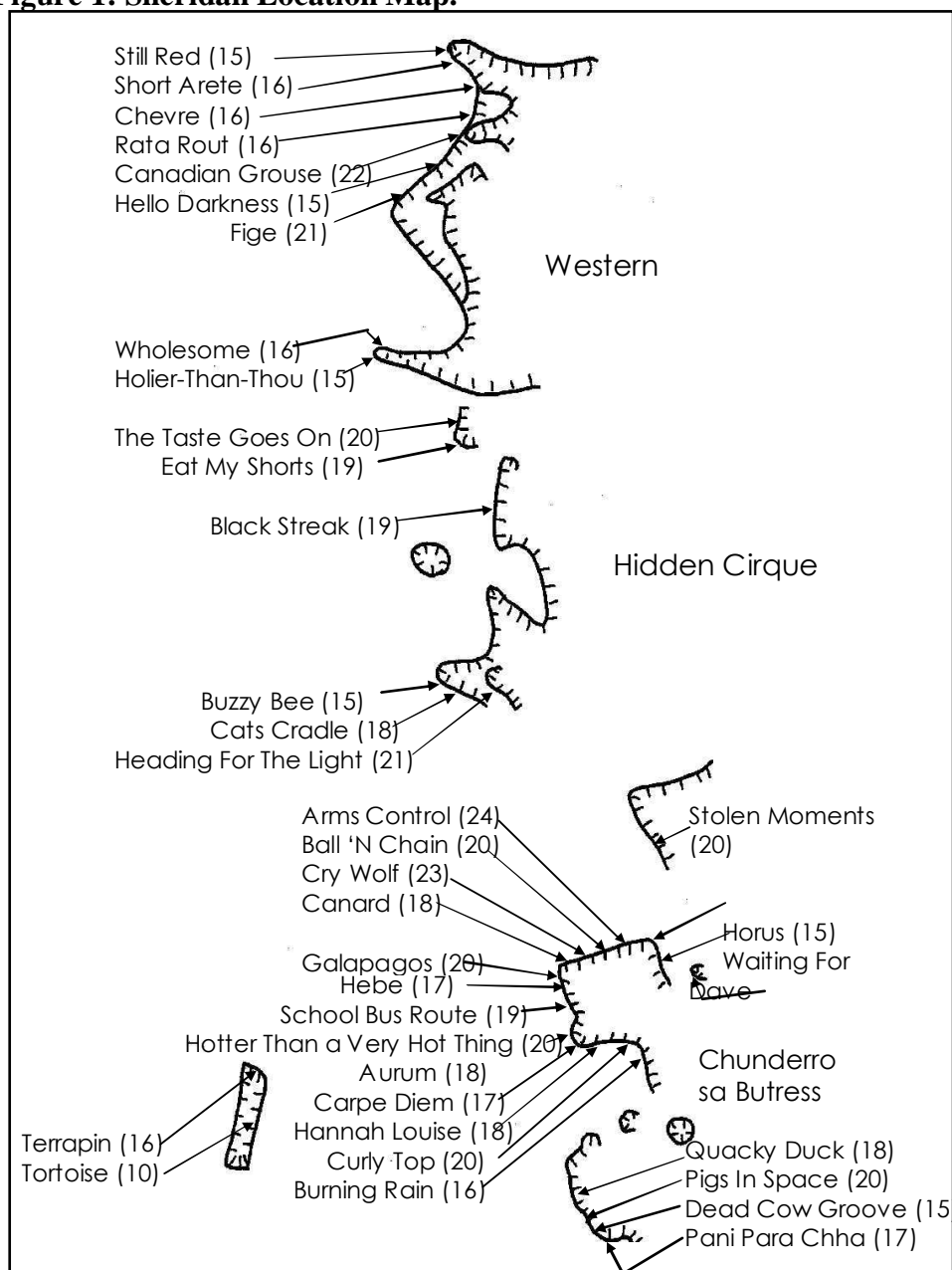
1424 Owairaka Valley Road

Wharepapa South

RD 7 Te Awamutu

New Zealand

www.freeclimb.co.nz
Number One, for up to date
Rock Climbing Information

Figure 1: Sheridan Location Map.

Western Wall

Shirty Arete (15) 12m

The arete and face left of *Boot Wall*. Climb the arete before moving out left near the top. 3 naked bolts and the same belay as *Boot Wall*.

Bryce Martin 28-11-91

Boot Wall (16) 12m

Hidden on the north side of the hill around left from *Still Red*. Look for a slabby buttress with a short steep headwall. *Boot Wall* climbs the face to the right of the arete. 3 naked bolts, belay off a large fallen pine tree.

Bryce Martin, Michael Camilleri 28-11-91

Still Red (15) 6m

A short face with 1 naked bolt. The thin crack would probably take a wire or two if you're keen. Share the belay of *Short Arete*.

Bryce Martin, Dave Garrity 4-9-91

Short Arete (16) 8m

A nice wee arete, sports 2 naked bolts and a DBC belay.

Bryce Martin, Dave Garrity 4-9-91

* Chevre (16) 35m

Start up the corner then at the top of the corner step left around the rib. Climb to the top following a line of bolts taking the easiest way around the steep sections.

DBC Belay [Pro 11 Blots].

Dave Garrity, Bryce Martin 5-7-91

Rata Rout (16) 12m

A prominent right facing corner with rata encroaching slightly across it at half height. Please don't rip out the rata as it is a protected species; you can easily bridge over it. 3 naked bolts and a DBC belay. A good warm-up before attempting *Fige*.

Bryce Martin, Dave Garrity 4-8-91

* Canadian Grouse (22) 25m

This route was envisaged by Craig Miller, who spent days cleaning and bolting only to run out of time before returning to Canada. Naturally, Bryce stepped in to complete the route, climbing the technical and contrived moves onsite. You can tell he was proud of this one: he gave it a star. Or maybe it was just because of the epic I had trying to second him. 9 naked bolts and a DBC belay. Hint: Climb up the small buttress to the left of the belay, stepping DOWN to the belay, as there are no holds to enable you to climb direct.

Bryce Martin, Michael Camilleri 28-11-91

Hello Darkness (15) 10m

Easy laid back face climbing up to the large ledges. 4 naked bolts, DBC belay.

Bryce Martin, Dave Garrity 22-6-91

**** Fige (21) 35m**

The long arete on Western Wall. 2 naked bolts and 4 with hangers. Climb the crack system with most of a full set of friends to the wide ledges at half height. The crux is pulling over the roof. Head out right to the very edge of the arete and follow it to the top. DBC belay. Good varied climbing with a lovely exposed top half. Well worth the effort.

Dave Garrity, Bryce Martin 22-6-91

Figure 48: W The next routes are near the prominent hole in the rock some distance to the right.

Wholesome (16) 8m

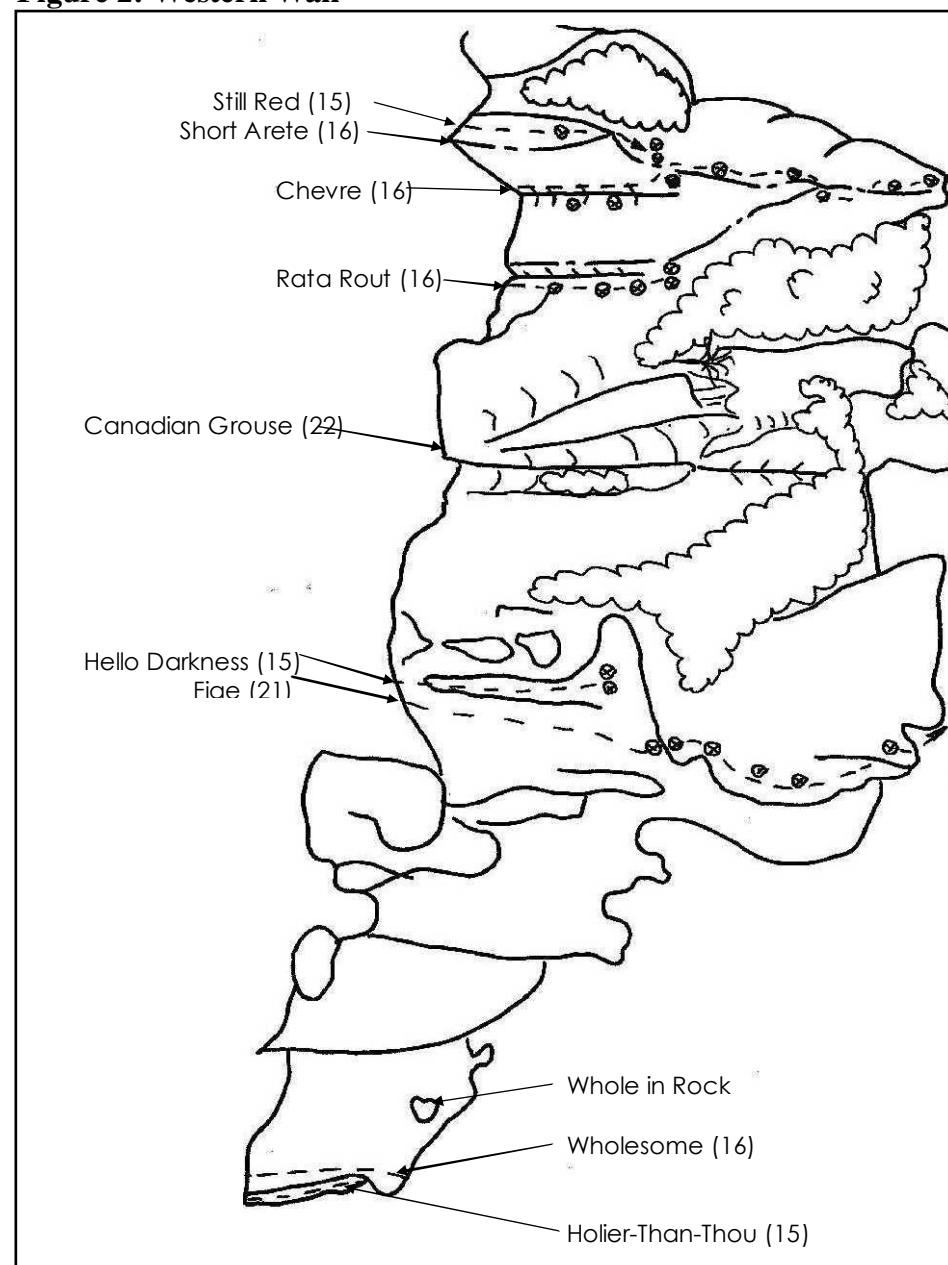
2 naked bolts. Shares the belay of *Holier-Than-Thou*. The moves aren't obvious so it may be a little harder than the indicated grade.

Kevin Livesay, Bryce Martin 4-8-91

Holier-Than-Thou (15) 8m

The obvious flat fronted arete of the "Hole in the rock" formation. 2 naked bolts. At the overhang step right around the corner then up to the finish at a DBC belay. A lovely laid-back route, ideal for top roping or a beginners first lead.

Bolke Water, Bryce Martin 4-8-91

Figure 2: Western Wall

Hidden Cirque

Some distance east and up the slope is a steep wall with a cirque of rock at the eastern side. A black streak runs up directly below a huge overhang:

* **Black Streak (19) 18m**

Start directly up the black streak. The crux is at the top where the holds become a bit sparse. 6 naked bolts and a #2 and #3.5-4 friend to reduce a runout. Belay 20m back from large pine trees.

Dave Garrity, Bryce Martin 1-1-95

A small outcrop to the left

* **The Taste Goes On (20) 12m**

Short, steep, and strenuous. 4 bolts, the top one with a hanger. DBC belay.

Bryce Martin, Dave Garrity 1-1-95

Eat My Shorts (19) 10m

2 naked bolts and a TBC belay. Abseil or walk off.

John Jamieson 17-3-91

Further east down the hill near the prow of the buttress is another wall with a large tree at the top:

** **Buzzy Bee (15) 10m**

Immediately left of Cats Cradle. Climb the corner up to the rata then move out left to the large ledge with a TBC belay. 3 naked bolts. Pleasant climbing.

Bryce Martin, Craig Miller 5-11-91

Cats Cradle (18) 10m

Climbs the black streak on the red wall on the small buttress. 1 naked bolt and 1 with a hanger. Either thread your rope while hanging from the DBC belay or climb up meters of steep dirt to another DBC belay, from which you can walk off anyway.

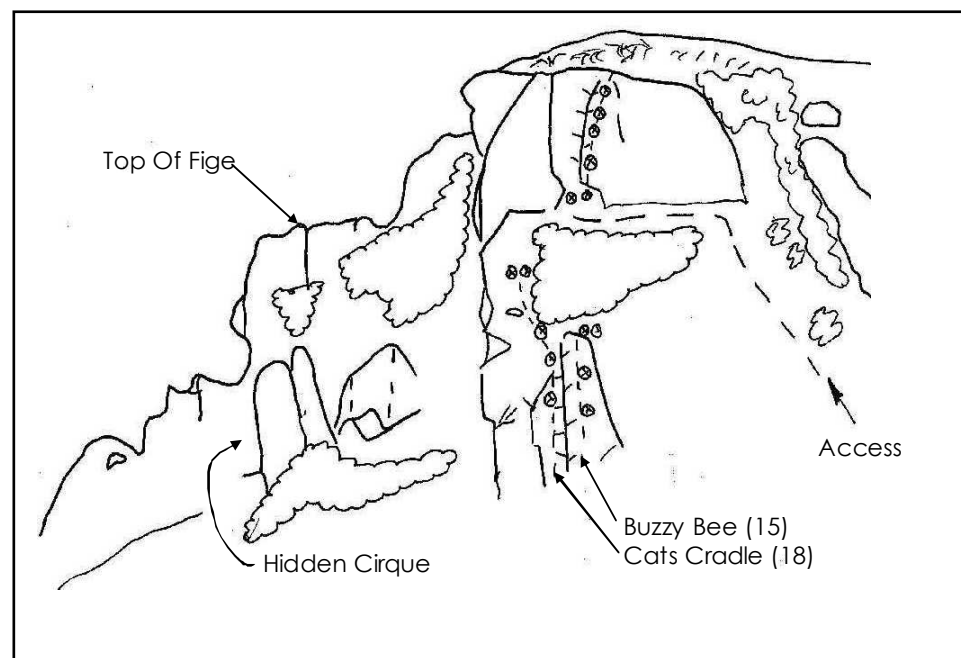
Bryce Martin 17-3-91

* **Heading For The Light (21) 12m**

A steep but short climb starting directly above Cats Cradle. 4 naked bolts. Belay from a large tree 10m from the top.

Bryce Martin 4-8-91

Figure 3: Hidden Cirque



Chunderosa Buttress

On the buttress of rock 30m to the left of Chunderosa Buttress is

* **Stolen Moments (20) 20m**

Climb the overhanging red corner. 9 bolts. TBC belay.

Bryce Martin, Anthony Willmott 9-3-96

The next 2 climbs are up the hill behind Chunderosa Buttress

Chicken (20) 6m

A boulder problem that is hard to walk by on a small boulder opposite *Waiting for Dave*. Has 1 bolt for the less bold.

Bryce Martin 21-4-91

Waiting For Dave (17) 8m

Starts climbing from the top of a large spike up past 2 naked bolts. Good finishing moves. Belay off a large gorse bush. Walk off.

Bryce Martin, Dave Garrity 21-4-91

The first route on the far left-hand end of Chunderosa Buttress is,

Horus (15) 20m

Climb the corner to the left of the big cave. Go left under the roof and cross over the arete, then up the left face of the arete. Finish up the headwall to the right of the last bolt. 8 bolts and a DBC belay.

Dave Garrity, Bryce Martin 6-10-91

**** Arms Control (24) 20m**

A seriously overhanging routes, with an even steeper crux section. Climb through the roof at the highest point (crux) then straight up to a TBC belay. 9 bolts.

Bryce Martin 6-4-91

**** Ball 'N Chain (20) 20m**

Simply superb. Climb the narrow pillar then veer left to the ledges, finishing straight up through a second overhanging section to a DBC belay, 10 bolts.

Bryce Martin, Dave Garrity 20-4-91

***** Cry Wolf (23) 25m**

9 bolts, to the fist DBC belay. There is a crack above this belay, take small friend if you want to do this section.

Bryce Martin, Dave Garrity 6-1-91

***** Canard (18) 25m**

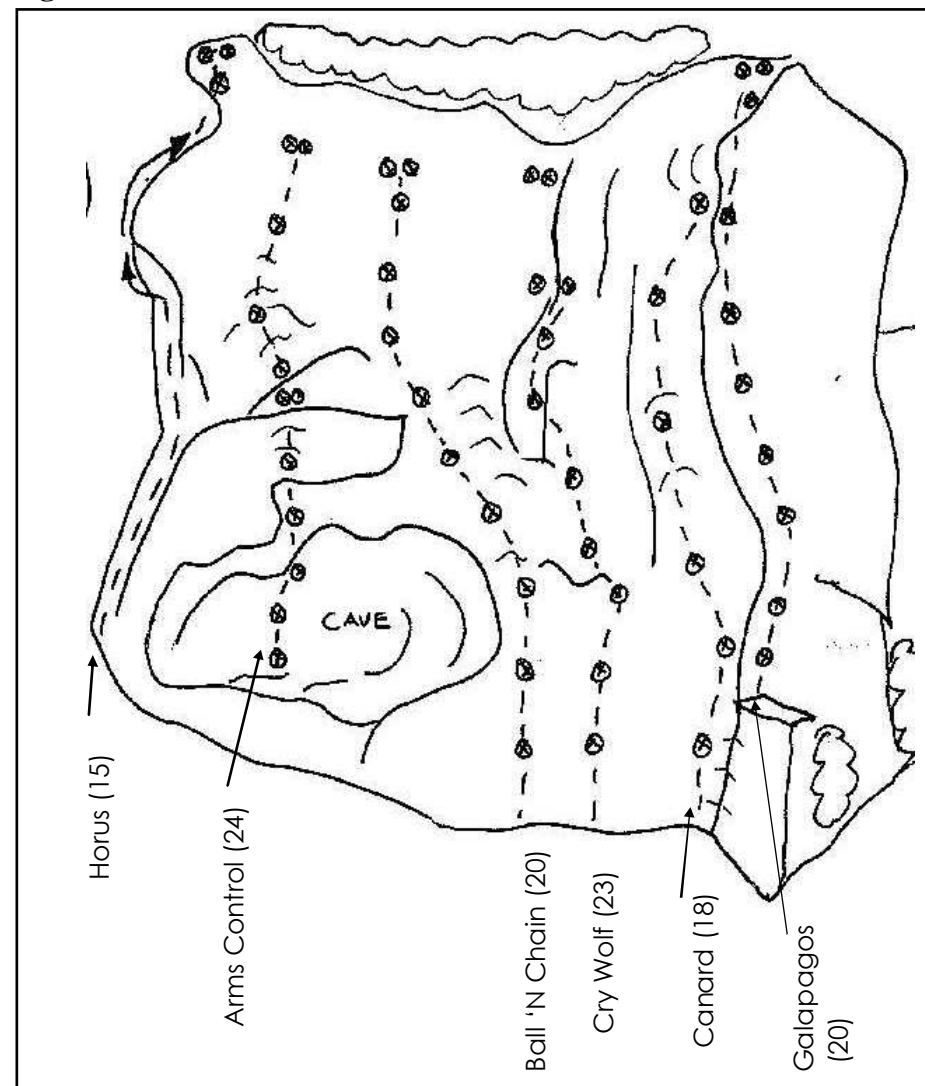
Amazing that such a steep climb goes at grade 18, but the grade is bona fide, 8 bolts that pop up just where you need them. A DBC belay just below the very exposed finish, gives those who don't feel like doing the crux move with its slung bollard for pro, a chance to bail. DBC belay.

Dave Garrity, Bryce Martin 6-4-91

*** Galapagos (20) 18m**

A stunning line when seen from edge on, this overhanging wall just cleaves the sky. Climb straight up past 3 bolts, then go diagonally left past 2 bolts to a ledge. You can clip a bolt on Canard before stepping right again onto the face. The next placement is a sling before mantling left to the Belay. Very sustained climbing on big holds, 7 bolts DBC belay

Bryce Martin, Dave Garrity 17-5-91

Figure 4: Chunderosa Buttress 1.

* **Hebe (17) 25m**

A long, easy arete - just the type of climbing Dave loves. Now rebolted with 15 bolts. DBC belay, watch the abseil back down as it is just over the 25m mark.

Dave Garrity, Bryce Martin 21-4-91

** **School Bus Route (19) 35m**

Climb up past 8 bolts to the sloping ledge at 25m. Finish up the crack as for Hebe, DBC belay at the top, 14 bolts in total. Make sure your ropes reach the ground and will pull through before rapping off, or you will have a long walk back to the top.

Bryce Martin, Cliff Ellery, Dean Maxwell 29-11-91

Hotter Than a Very Hot Thing (21) 30m

10m left of Hannah Louise. The crux is about 2/3 of the way up above a ledge. A fine climb for Ross' first new route. DBC belay. [Pro 14 bolts]

Ross McGarva, Bryce Martin 17-3-91

* **Aurum (18) 25m**

Starts up the yellow lichen staying out on the arete. The crux is just above the 6th bolt, which it shares with *Hotter Than A Very Hot Thing*. This is the only bolt with a hanger. 6 naked bolts and 1 with a hanger. Belay as for *Hotter Than A Very Hot Thing*.

Dave Garrity, Bryce Martin 4-9-91

*** **Carpe Diem (17) 30m**

The first 3-4 meters of climbing is on soft rock but the rock on the top section is solid. Belay as for *Hotter Than A Very Hot Thing*.

[Pro: 9 bolts]

Dave Garrity, Bryce Martin, Bolke Water 4-8-91

*** **Hannah Louise (18) 30m**

A long obvious narrow groove on the East side of Chunderosa Buttress. 8 bolts, plus take some mid sized wires for extra protection near the top. DBC belay plus a large bush a few meters back. Walk off as rope drag will make it difficult to pull down the ropes, and you won't reach the ground on a 50m rope.

Bryce Martin, John Jamieson, Bev Bimie 17-3-91

** **Curly Top (20) 25m**

Starts up the grove right of *Hannah Louise*. Skirt the cave on the LHS to the roof. Climb directly through the roof using the large pocket to reach through to the belay on the right. 9 bolts and a TBC belay.

Bryce Martin, Cliff Ellery 27-7-97

Burning Rain (16) 12m

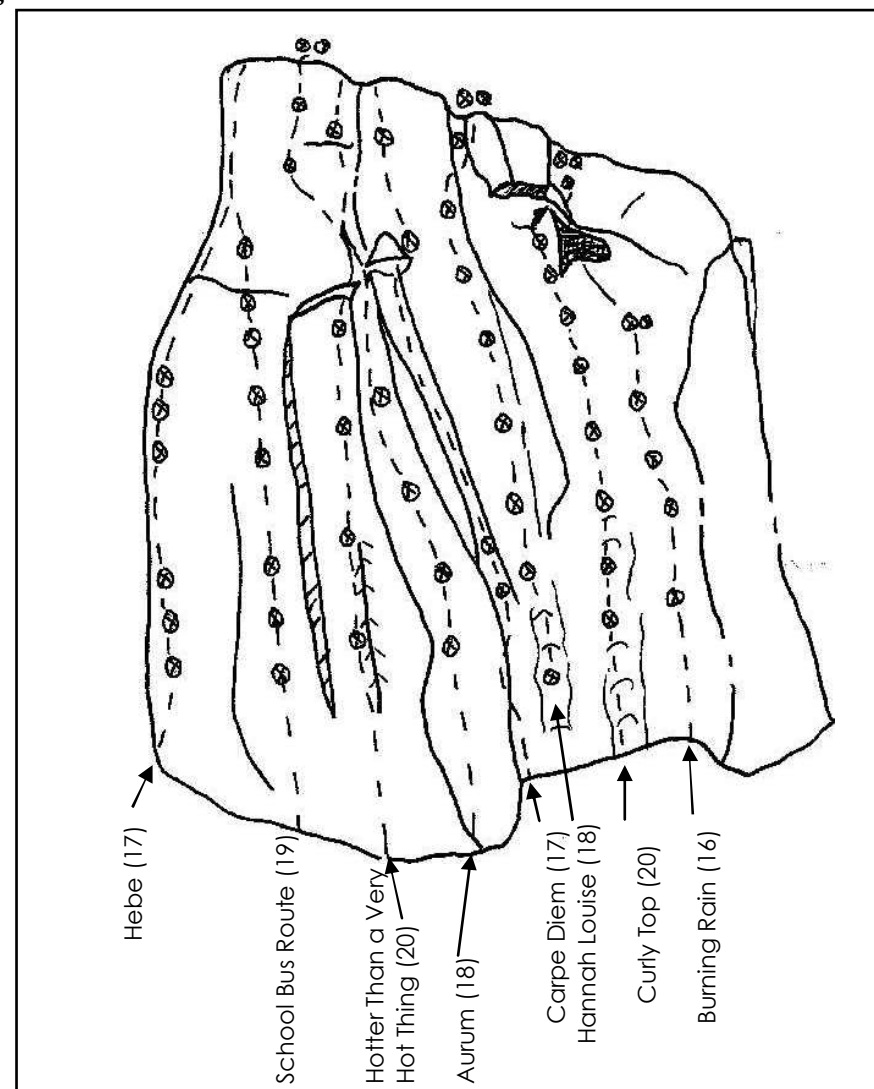
4 naked bolts and a DBC belay. Another abandoned project, Ross McGarva partly cleaned and bolted this line before departing for Christchurch. Three guesses who finished it off...

Bryce Martin, Dave Garrity 30-8-91

East Weesy (15) 12m

4 Bolts and a DBC belay

Figure 5: Chunderosa Buttress 2.



Crows Nest Pinnacle

Crows Nest Pinnacle is the highest piece of rock on the ridge between *Chunderosa Buttress* and *Flying Cow Buttress*. The panoramic view from the top is well worth the effort of climbing up. The South and West faces are to date unclimbed: there may be a few good climbs there. All the routes share the same DBC belay. The North face of the pinnacle is:

Hook Line and Sinkers (17) 8m

Climb the middle of the face, crossing the diagonal crack at about half height. Bryce climbed the face using friends in pockets and hooks plus a skillful sling lasso to protect the top moves, which was all so we could get access to the top of the pinnacle. No bolts. DBC belay.

Bryce Martin, Craig Martin, Michael Camilleri 13-7-97

Monsoon Madness (13) 10m

Climb the west facing slab. Start with a good thread at chest height if you want some protection from the steep drop down the hillside, then continue up past 3 bolts. DBC belay. The easy moves and incredible views make for stimulating climbing.

Michael Camilleri, Bryce Martin, Craig Martin 13-7-97

* Double Jeopardy (14) 13m

Climbs the prominent buttress at the SE corner of the pinnacle. Don't be put off by the height of the first bolt as it is an easy clip and the moves are very secure. 3 bolts. DBC belay.

Michael Camilleri, Cliff Ellery, Bryce Martin 27-7-97

Flying Cow Buttress

Quacky Duck (18) 15m

Climb the face to the small roof, turning it on the RHS then move back left (crux), finishing straight up. 6 naked bolts, DBC belay 10m back from the top.

Bryce Martin, Craig Miller 20-10-91

* Pigs In Space (20) 15m

Very good easy arete climbing on solid rock. The crux is a short steep section near the top. All of the 5 naked bolts are easy clips.

Bryce Martin, Dave Garrity 22-6-91

* Dead Cow Groove (15) 15m

The carcass is long gone, but the long easy, laid back groove remains, 10 bolts. Exit right from the top of the groove then up 10m of grass to a large boulder. A DBC belay is on the top of the boulder. Best to walk off. Hard to beat for a long pleasant climb at a beginners grade.

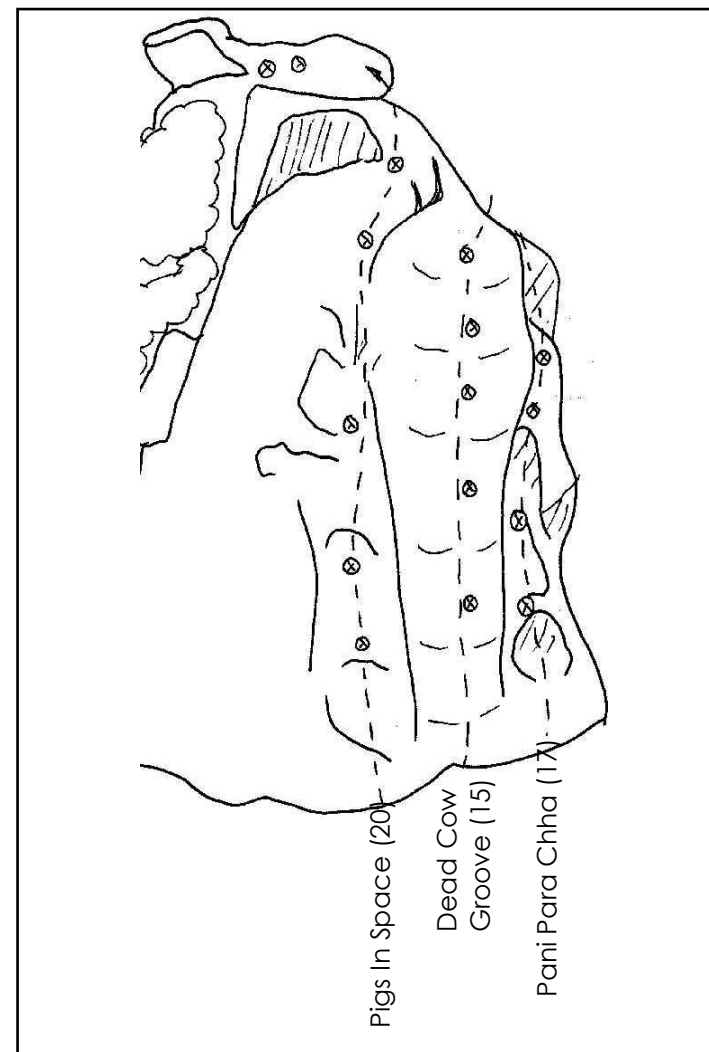
Bryce Martin, Dave Garrity 21-4-91

Pani Para Chha (17) 15m

One or two hard moves at the start of the arete then easy grader 14-15 climbing to the top. 9 bolts and a DBC Belay.

Dave Garrity, Bryce Martin 17-5-91

Figure 52: Flying Cow Buttress



Meteora Buttress

With a name inspired by the outcrops in mainland Greece, this is a very photogenic piece of rock with a couple of great routes. Routes are still sparse, with plenty of room for a few more.

Tortoise (10) 12m

Climbs the easy NE face of Meteora Buttress. No pro and very exposed, but then someone had to get to the top. DBC belay on top of the pillar.

Dave Garrity [Solo] 26-10-91

**** Terrapin (16) 12m**

Ascends the narrow end of Meteora Buttress. The climb starts from twin belay bolts at the bottom. Straight up past 5 naked bolts. Lovely pocket climbing and a fantastic situation. DBC belay on top. Best to rap down the side facing the main road.

Dave Garrity, Craig Miller 26-10-91

This free guide book was made possible by the team at;



Sheridan Hills Index of Climbs by Grade

| Star | Name | Page | | Name | Page |
|------|----------------------|------|-----|------------------------------|------|
| | GRADE 10 | | | GRADE 18 | |
| | Tortoise | 8 | | Cats Cradle | 4 |
| | GRADE 13 | | *** | Canard | 5 |
| | Monsoon Madness | 7 | * | Aurum | 6 |
| | GRADE 14 | | *** | Hannah Louise | 6 |
| * | Double Jeopardy | 7 | | Quacky Duck | 7 |
| | GRADE 15 | | | GRADE 19 | |
| | Shirty Arete | 2 | | Black Streak | 4 |
| | Still Red | 2 | * | Eat My Shorts | 4 |
| | Hello Darkness | 3 | ** | School Bus Route | 6 |
| | Holier-Than-Thou | 3 | | GRADE 20 | |
| ** | Buzzy Bee | 4 | * | The Taste Goes On | 4 |
| | Horus | 5 | * | Stolen Moments | 4 |
| | East Weesy | 6 | ** | Chicken | 4 |
| * | Dead Cow Groove | 7 | * | Ball 'N Chain | 5 |
| | GRADE 16 | | | Galapagos | 5 |
| | Boot Wall | 2 | ** | Curly Top | 6 |
| | Short Arete | 2 | * | Pigs In Space | 7 |
| * | Chevre | 2 | | GRADE 21 | |
| | Rata Rout | 2 | ** | Fige | 3 |
| | Wholesome | 3 | * | Heading For The Light | 4 |
| | Burning Rain | 6 | | Hotter Than a Very Hot Thing | 6 |
| ** | Terrapin | 8 | | GRADE 22 | |
| | GRADE 17 | | * | Canadian Grouse | 2 |
| | Waiting For Dave | 4 | | GRADE 23 | |
| * | Hebe | 6 | *** | Cry Wolf | 5 |
| *** | Carpe Diem | 6 | | GRADE 24 | |
| | Hook Line and Sinker | 7 | ** | Arms Control | 5 |
| | Pani Para Chha | 7 | | | |