

BOSCH

By Michael Camilleri.

Bryce and Family found the crag while out walking one day in March 1990. Photos of the area failed to entice activists from the delights of Wharepapa, Froggatt, and Sheridan, so it was not until December 1991 that he returned to put up the first route, *Berlie*, with Michael Camilleri. Early activists included Bryce Martin, Dave Garrity, Mike Camilleri, Cliff Ellery, and Wellingtonian Pete Manning. A visit in January of 1992 saw the first ascent of 8 new routes. Not bad for a day trip from Auckland. There is still some new route potential.

Bosch is the prettiest of all the crags, with a river running through it, and shelter from the wind. It should prove a popular spot. *The Leaning Wall* is one of the most outstanding rock feature at Wharepapa. The rock is incredibly strong and totally clean, the pockets user-friendly, and the climbs first-rate. Don't miss it!

Location and Access

Bosch is a group of ignimbrite outcrops lying parallel to the Waipari Stream, off Whatauri Settlement Rd, a few kilometres past Froggatt Edge.

At the time this guide was published access to this crag was closed.

Disclaimer

The author, publisher, and landowners take no responsibility for damages, injury, disability, or death resulting from the use of this guide. This guide does not guarantee any of the fixed gear, including bolts, peg, or belays mentioned in this guide. All fixed gear is to be used at the climbers own risk. Ownership of the guide does not grant you entry onto the property or crag. No responsibility is accepted for the accuracy of the information in this guide, Climb at your own risk. This property is a commercial farm and as such has hazards associated with such a property. Access is at own risk.



*For the best rock climbing
experience in New Zealand*

- * **New Zealand's Best Gear Shop**
- * **Cafe** , **Accommodation**
- * **Instruction** **Gear Clinics**
- * **Workshops** **Guiding Service**
- * **Hire Gear (Ropes)** **Crag Information**
- * **Run by Climbers for Climbers**

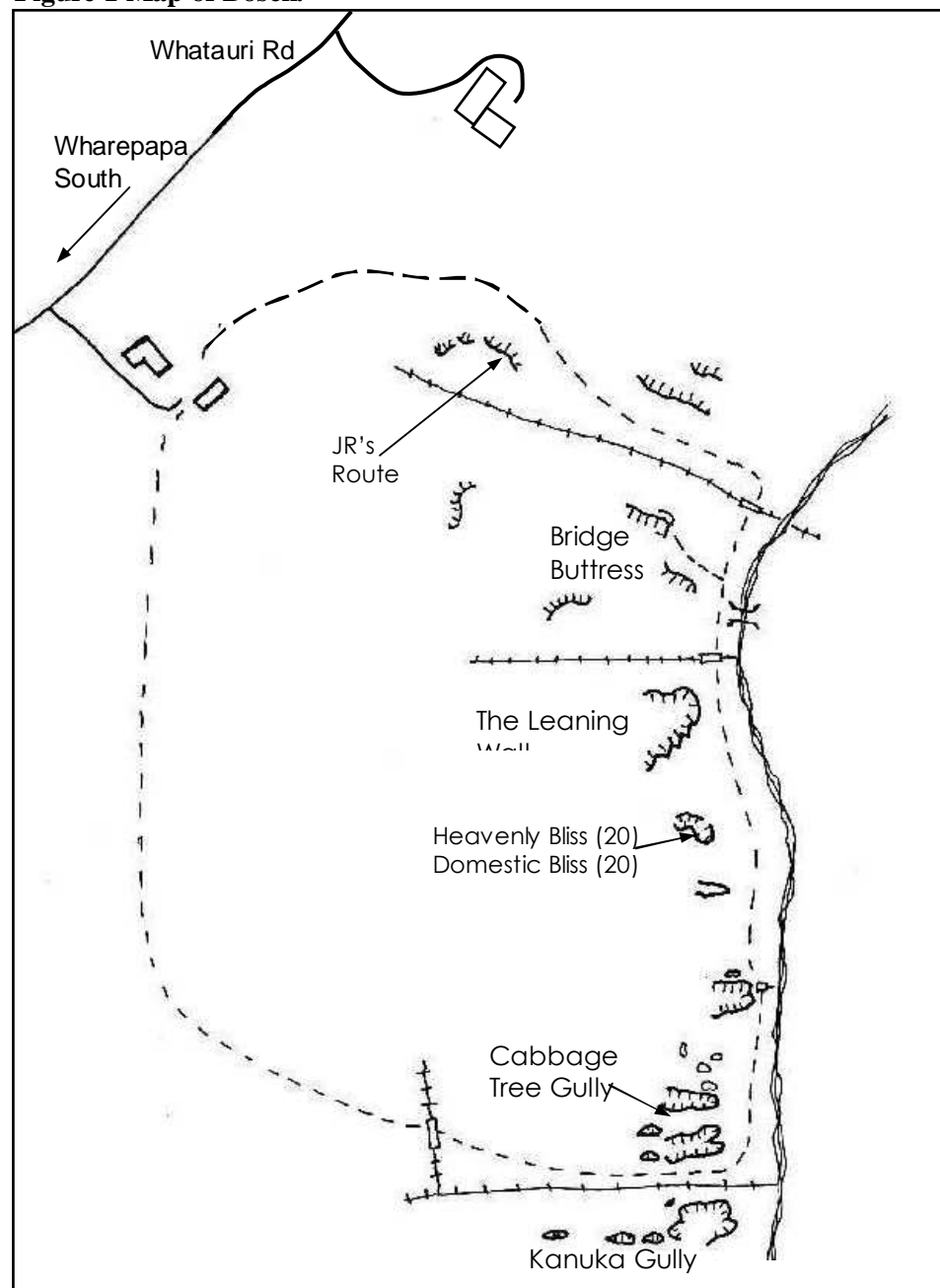
for more information visit www.rockclimb.co.nz . Email bryce@rockclimb.co.nz
Telephone / Fax (07) 872 2533
1424 Owairaka Valley Road

Wharepapa South
RD 7 Te Awamutu
New Zealand

freeclimb.co.nz

www.freeclimb.co.nz
Number One, for up to date
Rock Climbing Information

Figure 1 Map of Bosch.



Kanuka Gully

The tractor track passes through the middle of Kanuka gully. Routes are on both sides of the track. Across the fence is:

John Doe (22) 8m

An unidentified body was found by Cliff Ellery in a gully, not far from a popular climbing spot. Distinguishing features: pocketed and pimply face, pierced in 4 places with rings. Suspect: John Rowe, whereabouts unknown.

Cliff Ellery 9-8-98

20m further down the gully is

Learning To Crawl (8 months) 15m

About 100 metres from the river is a very prominent rock nose behind a large boulder. Just to the right is an obvious ramp. Start up a short, balancy wall to gain the ramp, crawling up on all fours past 3 naked bolts. There is a single bridging move of about grade 16 where a bit of soft rock appears. A unique and enjoyable experience. DBC belay.

Dave Garrity, Bryce Martin, Cliff Ellery, Michael Camilleri 12-1-92

On the opposite wall across the fence is:

Packacrack (14) 12m

The right slanting crack on the buttress at the top of *Kanuka Gully*. Takes #2-#3 size friends. Walk off.

Kevin Barratt, Steven Barratt, Mark Lewis 16-8-98

20 metres to the right is another crack:

Leptospermum (14) 20m

Climb the thin crack hidden in the middle of the buttress. Climb mainly on the scalloped face to the left of the crack, using mainly small wires in the crack for protection. This climb would be worth a star or two if it had good protection. NOT for the grade 14 leader. Rap off a single bolt and 2 manuka/kanuka trees.

Dave Garrity, Bryce Martin 12-1-92

Cabbage Tree Gully

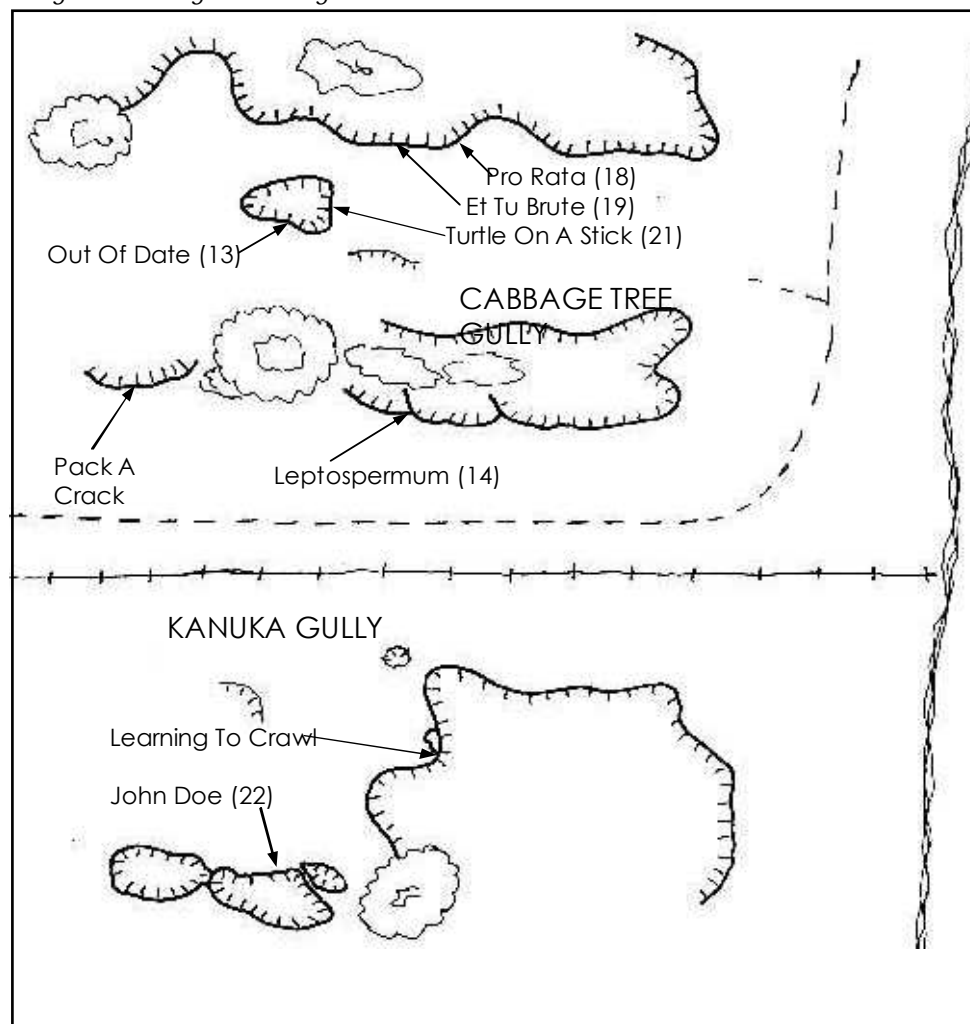
About 75 metres upstream from *Kanuka Gully* is a gully with (you guessed it) a cabbage tree. The routes are described from the top of the gully, down towards the river.

Out Of Date (13) 10m

At the head of the gully is a prominent pillar of rock. As you approach from the river *Out Of Date* is on the left hand side of the pillar. 3 naked bolts entice you to 2 naked belay bolts on top, so you shall have to walk off.

Pete Manning, Dave Garrity 30-12-91

Figure 2 Cabbage Tree Gully



* **Turtle On A Stick (21) 8m**

The steep overhanging wall to the right of *Out Of Date* is reminiscent of *Turtle Power* at Froggatt, but is a bit harder. 3 naked bolts protect the climb. Use the belay of *Out Of Date*, so walk off again.

Cliff Ellery, Bryce Martin 12-1-92

** **Et Tu Brute (19) 22m**

Just downhill from *Turtle On A Stick*. Coming up from the river it's on the RHS 10m past the end of the rata. Protect the steep start with a large stopper placed directly beneath a very small triangular roof at head height. Truck on up past 7 naked bolts, resting at each truck stop for a coffee and a chat. Veer slightly left near the top to exit over an obvious notch. You can belay from a tree and either walk off down towards the river, or rap off the large rock bollard (ropes will run freely). This long and well protected route should prove popular.

Dave Garrity, Bryce Martin 12-1-92

* **Pro Rata (18) 12m**

5 metres to the right of *Et Tu Brute* is a shallow groove. A hard start (crux) leads up to a naked bolt on the right, then follow a thin crack up to a 2nd naked bolt. Place "the best #3 friend in a pocket I've ever experienced" then run it out through an easy corner to a large ledge with a DBC belay at about 2/3 height. If you insist on heading up the rest of the corner to the top (no bolts), please don't rip out the rata.

Bryce Martin, Cliff Ellery 12-1-92

Intermediate Buttress

Between Cabbage Tree Gully and The Leaning Wall is a large chunk of rock, up a little way from the river.

* **Domestic Bliss (21) 15m**

A prominent right facing corner on the down river side of the buttress. Starts just left of the large roof. Bridge up a shallow groove to get to the first bolt. 2 bolts with hangers, 3 naked bolts, and a DBC belay. Well worth doing. It must have been for Cliff to make multiple attempts on four different trips!

Cliff Ellery, Andrew Sussex 17-10-92

* **Heavenly Bliss (20) 12m**

3m left and up the hill from *Domestic Bliss*. Climb up into the right tending corner, then layback your way to the top. Share the DBC belay of *Domestic Bliss*.

Bryce Martin, Kevin Barratt 8-8-98

The Leaning Wall

Walk for a few minutes upstream from *Cabbage Tree Gully*, to the very obvious leaning Wall. The Leaning Wall is a stunning piece of rock.

Described from left to right the routes are:

Late Lunch (15) 15m

Start up on the triangular ledge near the left end of the wall, passing 3 naked bolts on the way to the top. Don't forget to take a couple of mid-size friends. Either traverse right to the belay of *Delinquent Daddy*, or go up on easy ground to top out between the gorse bushes and belay from a tree.

Dave Garrity, Bryce Martin 28-12-91

Infidel (18) 15m

A water streak decorates the face between *Late Lunch* and *Delinquent Daddy*. Gain this via the on-ramp, take the right hand corner at speed, overtaking 4 naked bolts to crash at the tree belay for *Late Lunch*.

Bryce Martin, Mike Camilleri 6-2-92

** Delinquent Daddy (22) 20m

Start climbing from the top of the large boulder, with protection provided by 5 naked bolts. Don't muck around on the bottom half of this climb as it is fairly strenuous. You can rap off a DBC belay. Bryce told Wendy that he would be back at the school for lunch at 12 noon, but didn't turn up till 4pm ... Oops!

Bryce Martin, Dave Garrity 28-12-91

*** The Bendon Factor (19) 15m

This great route starts from the same boulder as *Delinquent Daddy*, but climbs to the right up past 4 bolts. Finish on big pockets to the left of the top bolt to gain a DBC belay. Not to be missed.

Bryce Martin, Cliff Ellery 25-1-92

* Berlie (23) 20m

No Pain, No Strain, just like the advert. Take the diagonal line just to the right of the bush filled ramp. The grade 23 crux is to boulder off the blocky ledge up to the right of the first bolt. The next 17 metres of sheer pleasure is of about grade 16 standard, protected by 6 naked bolts. If the direct start is too hard, try going up from the left wall to the first bolt. This variation is a wonderfully sustained grade 17, and would certainly be worth a couple of stars in any guide book. Rap off a DBC belay to finish an amazing climb.

Bryce Martin, Michael Camilleri 8-12-91

** Puppy Love (16) 15m

This charming little number starts from a large ledge at the right hand end of the leaning wall. Climb up the left face from here past 4 naked bolts to a large belay tree. Perfect pockets on this climb give you that special feeling.

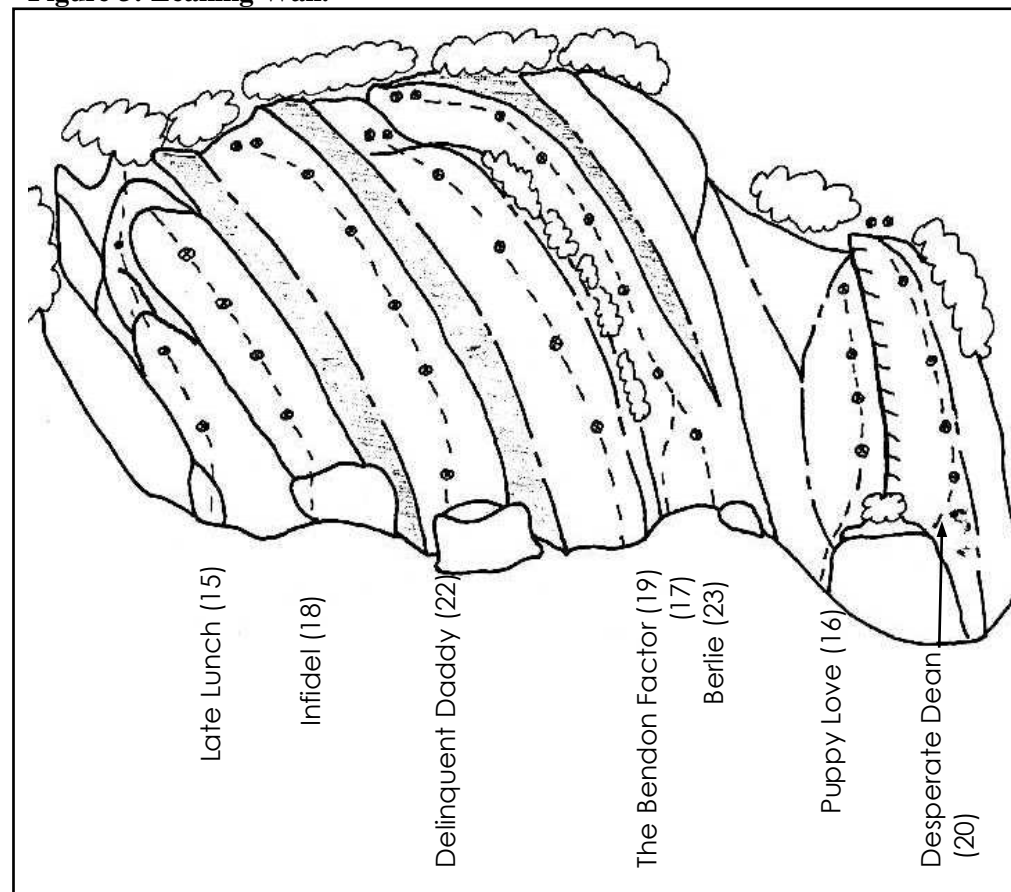
Bryce Martin, Michael Camilleri 12-1-92

Desperate Dean (20) 15m

The face to the right of *Puppy Love*. Start from the same large ledge, climbing through a pumpy crux to gain the arete. Equipped with 4 naked bolts, and a DBC belay.

Bryce Martin, Dean Maxwell 6-2-92

Figure 3: Leaning Wall.



Bridge Buttress

Head upstream from *The Leaning Wall* through a gate and past the bridge, wandering into a valley on your left. On the far left hand end of the first wall you come to is *Mealmate*:

Mealmate (17) 7m

Climb face, 3 bolts. Plenty more room for new climbs on this wall.

Bryce Martin, David Hood 9-8-98

Up the valley about 50m is another wall. The very obvious crack at the far end is *Commitment*. (Note you can't see the crack from the river). The routes are described running right to left from this crack.

Commitment (14) 15m

This prominent crack line accepts finger locks to start and secure fist jams to finish. If you want to get some practice at placing protection then take a couple of large stoppers, a sling for the stump, and everything from a #1 to a #3 friend; you will use them all. A must do for the crack climbing aficionado. 15 metres of pleasant climbing lead to a block at the top (be careful, it moves). Share the DBC of *Blood And Bone* on your left.

Mike Camilleri, Bryce Martin 12-1-92

* Quatlamba (16) 15m

Tim seemed to know what the name meant (wall of spears?). Anyway, you don't need to speak Swahili, just look for 3 naked bolts to the left of *Commitment* (you can clip the top bolt on *Blood And Bone*). A nice easy face climb with positive holds is a recommended route in anybody's language.

Tim Goodwin, Bryce Martin, Mike Camilleri, Dean Maxwell 6-2-92

2m left on the face is:

Blood And Bone (17) 18m

The arete to the left of *Commitment* sports 6 naked bolts, a few sharp holds, and a rotting sheep carcass (now long gone). This stimulating climb finishes at a DBC belay/rap station.

Cliff Ellery, Bryce Martin, Mike Camilleri 12-1-92

* Tendon Factor (20) 15m

Climb the left side of the arete. 4 bolts, plus share the top naked bolt of *Right Plonker*. DBC belay.

John Rowe, James Wright 12-2-93

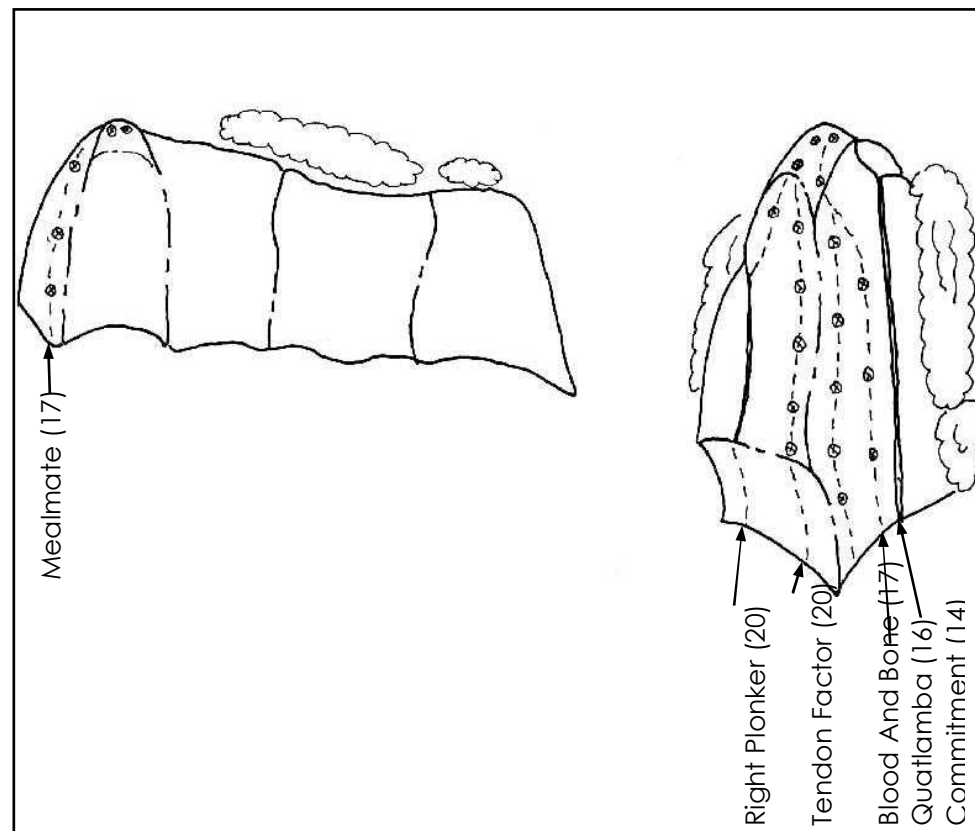
Right Plonker (20) 15m

The thin crack 5 metres to the left of *Blood And Bone* insists that you boulder the crux up over a steep, overhanging wall until you can get in a #1.5 friend. This should fit in at the top of a large widening at the start of the crack. Take a couple of finger sized wires (how big are Cliffs' fingers?) and RP hangers for the 2 naked bolts on top wall section. DBC belay station.

Cliff Ellery, Bryce Martin 25-1-92

www.freeclimb.co.nz Number One, for up to date Rocking Climbing Information.

Figure 4: Bridge Buttress.



Bosch Index of Climbs by Grade

Star	Name	Page
	GRADE 8	
	Learning To Crawl	2
	GRADE 13	
	Out Of Date	2
	GRADE 14	
	Packacrack	2
	Leptospermum	2
	Commitment	5
	GRADE 15	
	Late Lunch	4
	GRADE 16	
**	Puppy Love	4
*	Quatlamba	5
	GRADE 17	
	Mealmate	5
	Blood And Bone	5
	GRADE 18	
*	Pro Rata	3
	Infidel	4
	GRADE 19	
**	Et Tu Brute	3
***	The Bendon Factor	4
	GRADE 20	
*	Heavenly Bliss	3
	Desperate Dean	4
*	Tendon Factor	5
	Right Plonker	5
	GRADE 21	
*	Turtle On A Stick	3
*	Domestic Bliss	3

GRADE 22

	John Doe	2
**	Delinquent Daddy	4

GRADE 23

*	Berlie	4
---	--------	---

This free guide book was made possible by the team at;

